Retail Catalogue

Friedhelm Schumacher OHG

Quality products by

Made in Germany

www.friedhelm-schumacher.de

For over 35 years the family-run company Friedhelm Schumacher OHG with seat in Straelen, Germany, has been manufacturing high-end brass door and furniture hinges exceptional quality.

The combination of a continuing passion for high-quality materials, an eye for skilled craftsmanship and the use of innovative machine technology ensure that the range of brass door-lift off and butt hinges, the furniture hinges as well as the stainless steel lift-off hinges are continuously available to the valued and longstanding customers in its proven quality.

In today's fast-paced business environment, Friedhelm Schumacher OHG strives to constantly improve the quality of its products by investing in trainings for its expert workforce, modern manufacturing techniques and exclusive delivery service.

The family business Friedhelm Schumacher OHG offers high performance products in exclusive quality at a fair price.

We are looking forward to your inquiry!

Made in Germany

R. Schumacher
Ralf Schumacher, owner

K. Schumacher
Karsten Schumacher, owner

Old order numbers - simpler ordering system

With the help of a clearly arranged generator the order system simplified. Different blocks can be quickly traced to the order number of the desired product together. The listed numbers under the categories will be then inserted into the order fields.

To do this, select the numbers that are need for the desired product to be ordered.
As soon as all fields are filled out, the order number results, with which the product can be ordered.

Favoured hinge should have the following properties:

Brass door lift-off hinge cranking D 13

15 mm roll-Ø
3,0 mm leaf thickness

- 140 mm lenght
- nickel-plated polished
- final tip ZK19
- DIN version right
- cylindrical
- angular

Article number

3	4	04	3	6	0
Version:	Lengths:	Surfaces:	Final tip:	DIN version:	Corners:
15 mm Ø, 3 mm leaf thickness	3. 100 mm 8. 120 mm 4. 140 mm 5. 160 mm	01. brass polished 02. brass matt blasted or brushed 03. nickel-plated blasted or brushed 04. nickel-plated polished 05. antique 06. burnished 07. ...	1. cylindrical 2. ZK 9a 3. ZK 19 4. ZK 9 5. ZK A 6. ZK B 8. ZK E 9. ZK D	6. right 7. left	0. angular 4. four rounded corners

FROM STRAELEN THROUGHOUT THE WHOLE WORLD

All over the world craftsman trust in our hinges. The high quality is appreciated everywhere.

Our family business is located in Straelen, at the Lower Rhine. From here our hinges are sent all over the world. Thus, FS fittings are installed on almost every continent in public and government buildings.

So our quality hinges find their application onshore in almost every building on cupboards and doors, as well as on the oceans in cruises and yachts. But our hinges are also to be foand on the streets of Europe in caravans and motorhomes.

FS - Our symbol, known throughout the world for quality and perfection.

Made in Germany

THE RIGHT SIZE

The right hinge for every purpose. Whether with a height of two centimeters or a maximum load of up to 300 kg.

Depending on the application, other qualities of our fittings are required. So we produce fittings for doors, furniture, campers, ships and much more. Starting with a leaf size of 20 mm up to 200 mm - we always have the right hinge.

But not only the size is a criterion for our hinges. Rather, our tapes come into play, when a high load capacity is required. Not infrequently, our hinges are exposed to high loads in hotels and on palace doors. That‘s why we use specially made ball bearings. This ensures smooth running without lowering.

Our extra large and robust hinges have a maximum capacity load of up to 300 kg. They are perfect for heavy front or entrance doors.

Due to the precise production of our hinges, they are also ideal for many other special purposes. Thus, the hinges do not wear out to vibration and shock. The use in mobile homes and on ships therefore ensures long-lasting and smooth-running doors without dragging.



General information

Technical information	page 7
Pictures with 16 different surfaces	page 9
Bicolor	page 11
Final tip	page 12
Cabinet lift-off hinges technical information	page 31

Brass door lift-off hinges

straight	15 mm roll-Ø,	30 mm leaf width	80 - 160 mm	bis 80 kg	page 13
straight	16 mm roll-Ø,	35 mm leaf width	100 - 200 mm	bis 140 kg	page 15
straight	16 mm roll-Ø,	40 mm leaf width	140 - 200 mm	bis 140 kg	page 17
straight	18 mm roll-Ø,	34 mm leaf width	140 - 200 mm	bis 200 kg	page 19
Door butt hinges 400-91	15 mm roll-Ø,	30 mm leaf width	100 - 120 mm	bis 60 kg	page 21
Door butt hinges 400-91	16 mm roll-Ø,	35-40 mm leaf width	100 - 120 mm	bis 80 kg	page 21
Cranking D13	15 mm roll-Ø,	3,0 mm leaf thickness	100 - 160 mm	bis 80 kg	page 23
Cranking D13	16 mm roll-Ø,	3,5 mm leaf thickness	100 - 200 mm	bis 140 kg	page 25
Cranking D14	15 mm roll-Ø,	4,0 mm leaf thickness	140 - 200 mm	bis 200 kg	page 27
Cranking B / C	16 mm roll-Ø,	25/35 mm leaf thickness	100 - 200 mm	bis 140 kg	page 29

Cabinet lift-off hinges

straight	6 mm roll-Ø	Cabinet lift-off hinges	40 - 60 mm	up to 8 kg	page 33
straight	6 mm roll-Ø	Decorative cabinet lift-off hinges	40 - 60 mm	up to 8 kg	page 34
straight	8 mm roll-Ø	Cabinet lift-off hinges	40 - 120 mm	up to 20 kg	page 35
straight	8 mm roll-Ø	Decorative cabinet lift-off hinges	40 - 120 mm	up to 20 kg	page 36
straight	11 mm roll-Ø	Cabinet lift-off hinges	50 - 120 mm	up to 25 kg	page 37
straight	11 mm roll-Ø	Decorative cabinet lift-off hinges	50 - 120 mm	up to 25 kg	page 38
Cranking D7,5	6 mm roll-Ø	Cabinet lift-off hinges	40 - 60 mm	up to 8 kg	page 39
Cranking D7,5	6 mm roll-Ø	Decorative cabinet lift-off hinges	40 - 60 mm	up to 8 kg	page 40
Cranking D7,5	8 mm roll-Ø	Cabinet lift-off hinges	40 - 120 mm	up to 20 kg	page 41
Cranking D7,5	8 mm roll-Ø	Decorative cabinet lift-off hinges	40 - 120 mm	up to 20 kg	page 42
Cranking D7,5	11 mm roll-Ø	Cabinet lift-off hinges	50 - 120 mm	up to 25 kg	page 43
Cranking D7,5	11 mm roll-Ø	Decorative cabinet lift-off hinges	50 - 120 mm	up to 25 kg	page 44
Cranking B	8 mm roll-Ø	Cabinet lift-off hinges	40 - 120 mm	up to 20 kg	page 45
Cranking B	8 mm roll-Ø	Decorative cabinet lift-off hinges	40 - 120 mm	up to 20 kg	page 46

Special hinges

Angled belt blunt overlay doors	8 mm roll-Ø	50 - 100 mm	up to 18 kg	page 47
Sewing table hinge				page 48
Decorative cabinet lift-off hinges half leaf	8 mm roll-Ø	60 - 80 mm	up to 14 kg	page 49
doors and flap hinges	8 mm roll-Ø	50 - 60 mm	up to 12 kg	page 50
Solid brass hinges 507 - 100				page 57
Window hinges straight	12 mm roll-Ø	80 - 120 mm	up to 25 kg	page 59

Brass mortise hinge

8 + 10 mm roll-Ø	80 - 120 mm	up to 14 kg	page 51
12 mm roll-Ø	80 - 120 mm	up to 25 kg	page 53
14 mm roll-Ø	100 - 160 mm	up to 50 kg	page 55

Stainless steel hinges

Stainless steel hinges	straight	12 mm roll-Ø	80 - 100 mm	bis 40 kg	page 61
Stainless steel hinges	straight	16 mm roll-Ø	100 - 160 mm	bis 100 kg	page 62
Stainless steel hinges	cranking D13	12 mm roll-Ø	100 mm	bis 40 kg	page 63
Stainless steel hinges	cranking D13	16 mm roll-Ø	100 - 160 mm	bis 100 kg	page 64

KS-Hinges

KS-Hinges page 65

The delivery of our products takes place over the building hardware specialized trade under consideration of our trading conditions.

Some of the drawings and articles shown do not correspond to the original size.

We reserve the right to make changes which serve the purpose of technical improvement. Program changes by deletion or additions can take place without special information.

We do not assume any liability for printing errors, mix-ups etc..

No part of this catalogue may be reproduced without our explicit permission.

Right- or left-hand hinge?

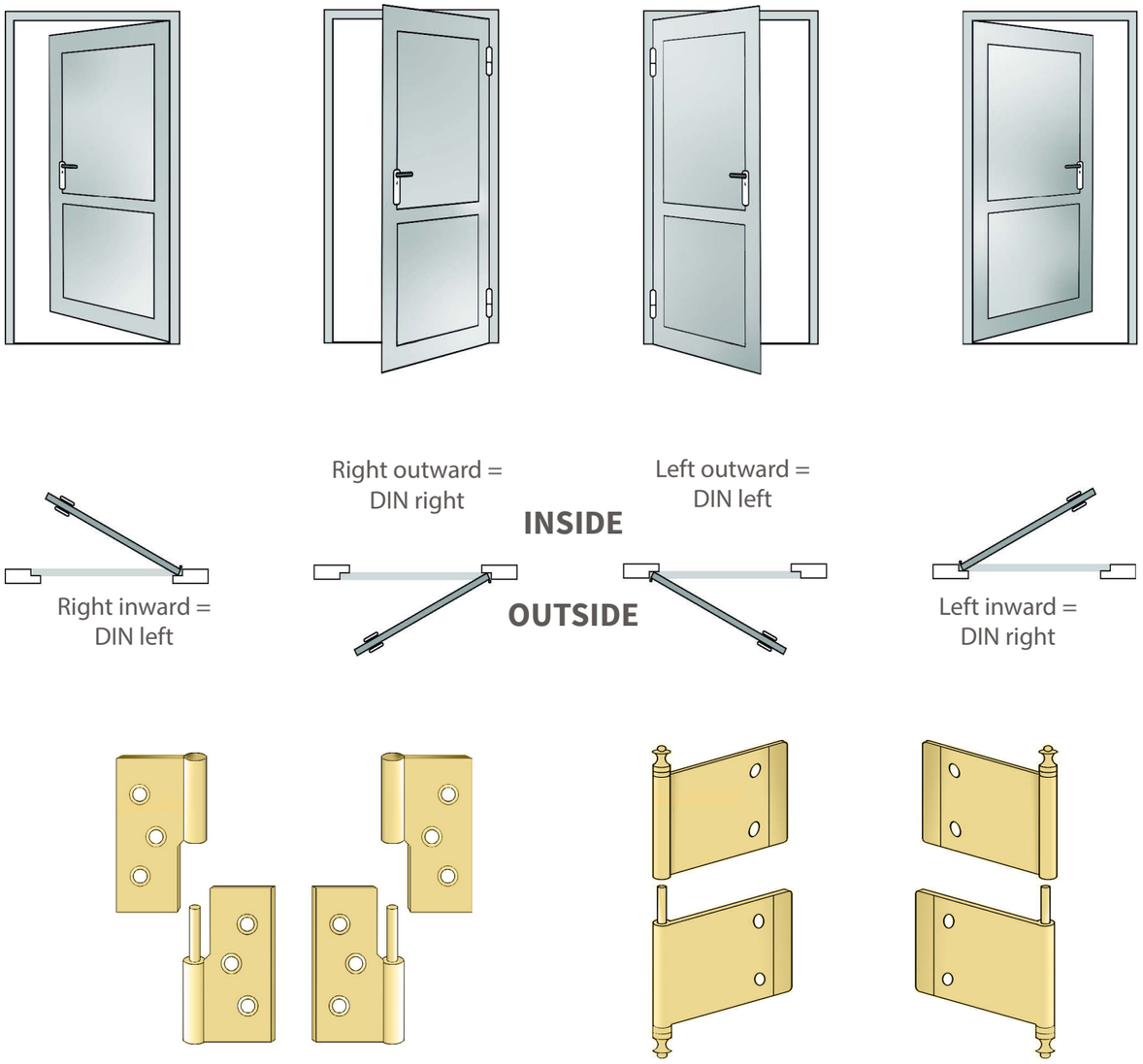

All hinges are available with rounded corners.

Cabinet lift-off hinges, straight	with 4 rounded corners	→	radius 5 mm
Door lift-off hinges, straight	with 4 rounded corners	→	radius 10 mm
	also with 6 rounded corners	→	radius 10 mm
Door lift-off hinges with KD 13	with 4 rounded corners	→	radius 10 mm

Door lift-off hinges are available with aperture for oil and securing pin.

Rabbet and assembly instructions

For a door with a 3rd hinge, it is not installed in the middle, but approximately 250 mm below the upper hinge. This increases the load capacity. The door bumpers are mounted as far from the hinge pivot as possible, so leverage forces on the hinges do not damage the doors.

Recommended hinge position for wide and heavy doors

Because of the length of the hinge for wide and heavy doors, the distance between the two upper hinges must be increased accordingly.

Hinge position for doors recording to DIN 18101

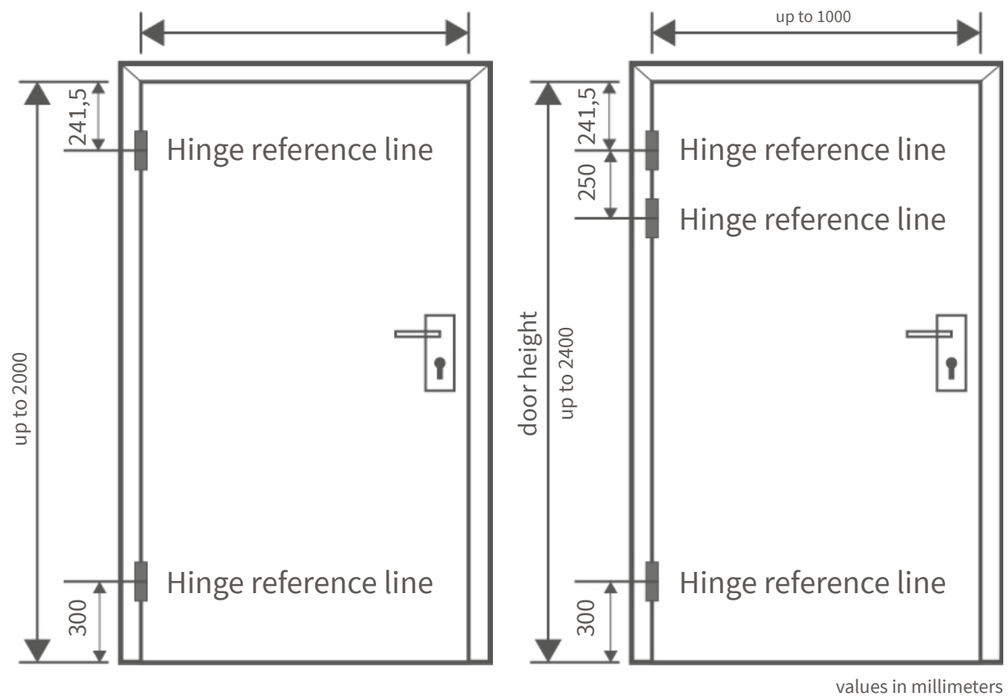

Hinge reference lines

The band reference line is a theoretical line in a door hinge. It allows an accurate determination of the tape ownership in its altitude in the frame and the door leaf. The ribbon reference line guarantees precise assembly.

In DIN 18101 the band seat and in DIN 18268 the band reference line for the different types of door hinges is decided.

Maintenance

To protect against corrosion, the ball bearings and axle pin of the door fittings are slightly oiled. Before mounting, the axle pin should be sufficiently lubricated with oil or bearing grease. Depending on the load, it is necessary to relubricate, so that a long service life as well as an always lighter and noiseless belt run can be achieved.

01 | brass polished

02 | brass matt
blasted/brushed

03 | nickel-plated matt
blasted/brushed

04 | nickel-plated
polished

05 | antique

06 | burnished

07 | tin-plated

08 | gold-plated

09 | chromium-plated
polished

10 | chromium-plated
matt
blasted/brushed

11 | black

12 | white

13 | tin 2.0

14 | nickel dark
polished

15 | nickel dark
matt
blasted/brushed



16 | copper

All hinges can also be individually produced in two colours on request. Other combinations than shown are possible.

Bi-Color can also be manufactured in the colours of your door handle set.

black - brass polished

stainless steel finish - chromium-plated polished

tin 2.0 - nickel-plated polished

nickel dark polished - gold-plated

MASSIV MESSING

All Brass door lift-off hinges can be delivered with these final tips:

Nr.1 cylindrical

Nr.2 ZK 9a
12 Ø + 15 Ø + 16 Ø

Nr.3 ZK 19
10 Ø + 12 Ø + 15 Ø + 16 Ø

Nr.4 ZK 9
15 Ø + 16 Ø

Nr.5 ZK A
15 Ø

Nr.6 ZK B
15 Ø + 16 Ø

Nr.7 ZK 7
18 Ø

Nr.8 ZK E
15 Ø + 16 Ø

Nr.9 ZK D
12 Ø + 15 Ø

All hinges are also available with an extractor pin. Other final tips are available on request.



Brass door lift-off hinge
straight for blunt doors

MASSIV MESSING

15 mm roll-Ø
30 mm leaf width
3,0 mm leaf thickness

Consisted of brass profile material
· milled and drilled
· with steel pin and ball bearing

Available final tips
Nr. 1 | 2 | 3 | 4 | 5 | 6 | 8 | 9

It is also available in all RAL colors and in PVD coating and with rounded corners (radius 10 mm)

Corners:

Screws:

Screws optionally in all surface colors available

DIN 97 - 4,5Ø x 40 mm

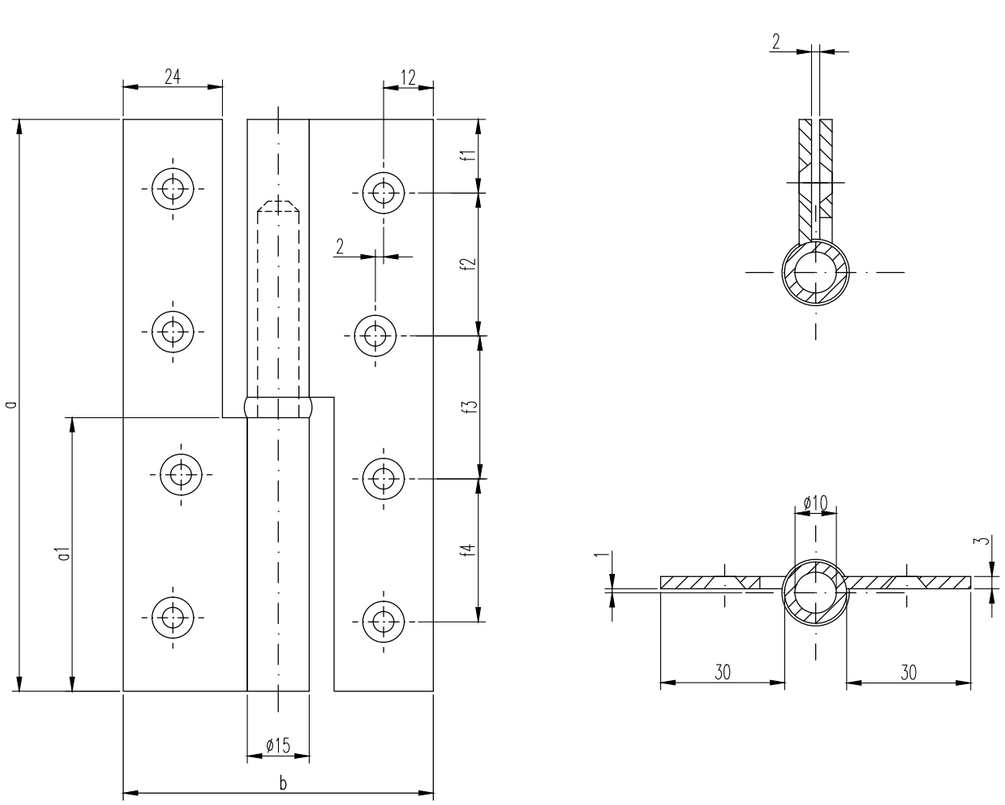

Final tip:

1. cylindrical | 2. ZK 9a h: 11 mm | 3. ZK 19 h: 31 mm | 4. ZK 9 h: 5 mm | 5. ZK A h: 28 mm | 6. ZK B h: 37 mm | 8. ZK E h: 23 mm | 9. ZK D h: 13 mm

Article number

2 | | | | | |

Version:
15 mm Ø
30 mm leaf width
3 mm leaf thickness

Lengths:
1. 80 mm
2. 90 mm
3. 100 mm
8. 120 mm
4. 140 mm
5. 160 mm

Surfaces:
01. Brass polished
02. Brass matt blasted or brushed
03. nickel-plated matt blasted or brushed
04. nickel-plated polished
05. antique
06. burnished
07. tin-plated
08. gold-plated
09. chromium-plated polished
10. chromium-plated matt blasted or brushed
11. black
12. white
13. tin 2.0
14. nickel dark polished
15. nickel dark matt blasted or brushed
16. copper

Final tip:
1. cylindrical
2. ZK 9a
3. ZK 19
4. ZK 9
5. ZK A
6. ZK B
8. ZK E
9. ZK D

DIN Version:
6. right
7. left

Corners:
0. angular
4. four rounded corners
6. six rounded corners

Values in millimeters

capacity	with two hinges	30 kg	30 kg	30 kg	40 kg	50 kg	60 kg
	with three hinges	50 kg	50 kg	50 kg	60 kg	70 kg	80 kg
hinge length	a	80	90	100	120	140	160
flap	a1	37	42	47	57	67	77
opened width	b	75	75	75	75	75	75
roll-Ø		15	15	15	15	15	15
pin-Ø		10	10	10	10	10	10
leaf width from roll		30	30	30	30	30	30
ridge width		24	24	24	24	24	24
leaf thickness		3	3	3	3	3	3
number of screw holes		6	6	6	8	8	8
for countersunk wood screws by DIN 97 Ø		4,5	4,5	4,5	4,5	4,5	4,5
	f1	12	12	11,5	15	17,5	17,5
	f2	28	31	38,5	30	35	41
	f3	28	31	38,5	30	35	43
	f4	-	-	-	30	35	41



Brass door lift-off hinge
straight for blunt doors

MASSIV MESSING

16 mm roll-Ø
35 mm leaf width
3,5 mm leaf thickness

Consisted of brass profile material
· milled and drilled
· with steel pin and ball bearing
· with extraction pin available

Available final tips
Nr. 1 | 2 | 3 | 4 | 6 | 8

It is also available in all RAL colors and in PVD coating and with rounded corners (radius 10 mm)

Corners:

Screws:

Screws optionally in all surface colors available

DIN 97 - 4,5Ø x 40 mm

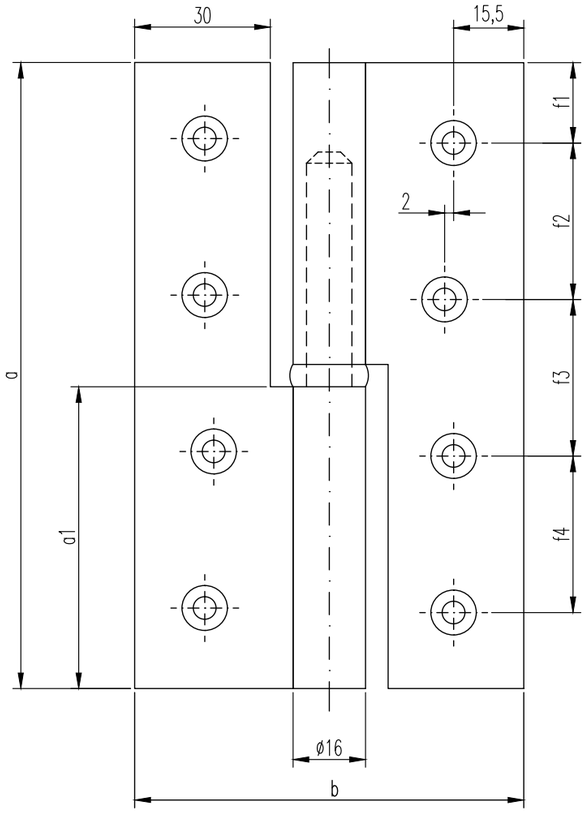

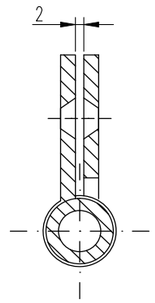

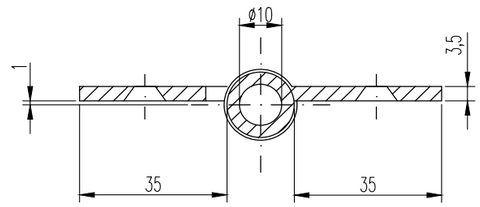

Final tip:

1. cylindrical | 2. ZK 9a h: 11 mm | 3. ZK 19 h: 31 mm | 4. ZK 9 h: 5 mm | 6. ZK B h: 37 mm | 8. ZK E h: 23 mm

Article number

5					
Version:	Lengths:	Surfaces:	Final tip:	DIN Version:	Corners:
16 mm Ø 35 mm leaf width 3,5 mm leaf thickness	3. 100 mm 8. 120 mm 4. 140 mm 5. 160 mm 6. 180 mm 7. 200 mm	01. Brass polished 02. Brass matt blasted or brushed 03. nickel-plated matt blasted or brushed 04. nickel-plated polished 05. antique 06. burnished 07. tin-plated 08. gold-plated 09. chromium-plated polished 10. chromium-plated matt blasted or brushed 11. black 12. white 13. tin 2.0 14. nickel dark polished 15. nickel dark matt blasted or brushed 16. copper	1. cylindrical 2. ZK 9a 3. ZK 19 4. ZK 9 6. ZK B 8. ZK E	6. right 7. left	0. angular 4. four rounded corners 6. six rounded corners

Values in millimeters

capacity	with two hinges	40 kg	50 kg	60 kg	70 kg	80 kg	90 kg
	with three hinges	60 kg	70 kg	80 kg	90 kg	110kg	140kg
hinge length	a	100	120	140	160	180	200
flap	a1	47	57	67	77	87	97
opened width	b	86	86	86	86	86	86
roll-Ø		16	16	16	16	16	16
pin-Ø		10	10	10	10	10	10
leaf width from roll		35	35	35	35	35	35
ridge width		30	30	30	30	30	30
leaf thickness		3,5	3,5	3,5	3,5	3,5	3,5
number of screw holes		6	8	8	8	10	10
for countersunk wood screws by DIN 97 Ø		4,5	4,5	4,5	4,5	4,5	4,5
	f1	11,5	15	17,5	17,5	19	25
	f2	38,5	30	35	41	35	40
	f3	38,5	30	35	43	36	35
	f4	-	30	35	41	36	35
	f5	-	-	-	-	35	40



Brass door lift-off hinge
straight for blunt doors

16 mm roll-Ø
40 mm leaf width
3,5 mm leaf thickness

Consisted of brass profile material
· milled and drilled
· with steel pin and ball bearing
· with extraction pin available

Available final tips
Nr. 1 | 2 | 3 | 4 | 6 | 8

It is also available in all RAL colors and in PVC coating and with rounded corners (radius 10 mm)

MASSIV
MESSING

Corners:

Screws:

Screws optionally in all surface colors available

DIN 97 - 4,5Ø x 40 mm

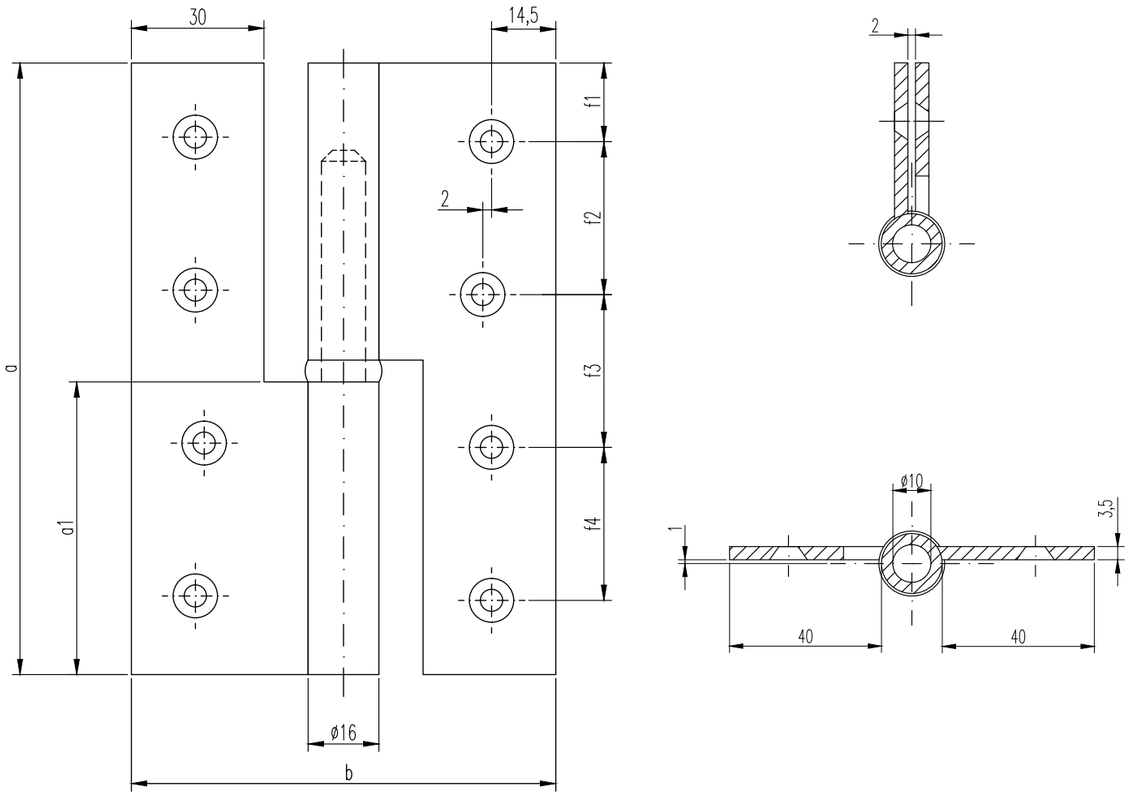

Final tip:

1. cylindrical | 2. ZK 9a h: 11 mm | 3. ZK 19 h: 31 mm | 4. ZK 9 h: 5 mm | 6. ZK B h: 37 mm | 8. ZK E h: 23 mm

Article number

54 | | | | | |

Version:
16 mm Ø
40 mm leaf width
3,5 mm leaf thickness

Lengths:
4. 140 mm
5. 160 mm
6. 180 mm
7. 200 mm

Surfaces:
01. Brass polished
02. Brass matt blasted or brushed
03. nickel-plated matt blasted or brushed
04. nickel-plated polished
05. antique
06. burnished
07. tin-plated
08. gold-plated
09. chromium-plated polished
10. chromium-plated matt blasted or brushed
11. black
12. white
13. tin 2.0
14. nickel dark polished
15. nickel dark matt blasted or brushed
16. copper

Final tip:
1. cylindrical
2. ZK 9a
3. ZK 19
4. ZK 9
6. ZK B
8. ZK E

DIN Version:
6. right
7. left

Corners:
0. angular
4. four rounded corners
6. six rounded corners

Values in millimeters

capacity	with two hinges	60 kg	70 kg	80 kg	90 kg
	with three hinges	80 kg	90 kg	110 kg	140 kg
hinge length	a	140	160	180	200
flap	a1	67	77	87	97
opened width	b	96	96	96	96
roll-Ø		16	16	16	16
pin-Ø		10	10	10	10
leaf width from roll		40	40	40	40
ridge width		30	30	30	30
leaf thickness		3,5	3,5	3,5	3,5
number of screw holes		8	8	10	10
for countersunk wood screws by DIN 97 Ø		4,5	4,5	4,5	4,5
	f1	17,5	17,5	19	25
	f2	35	41	35	40
	f3	35	43	36	35
	f4	35	41	36	35
	f5	-	-	35	40



Brass door lift-off hinge
straight for blunt doors

MASSIV MESSING

18 mm roll-Ø
34 mm leaf width
5,0 mm leaf thickness

Consisted of brass profile material
· milled and drilled
· with steel pin and ball bearing

Available final tips
Nr. 1 | 7

It is also available in all RAL colors and in PVD coating and with rounded corners (radius 10 mm)

Corners:

Screws:

Screws optionally in all surface colors available

DIN 97 - 4,5Ø x 40 mm

Final tip:

1. cylindrical

7. ZK 7
h: 32 mm

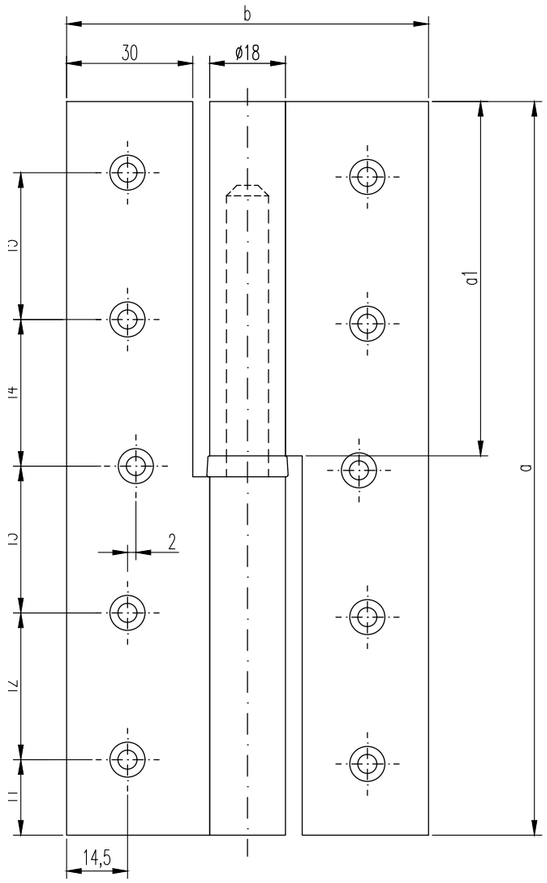

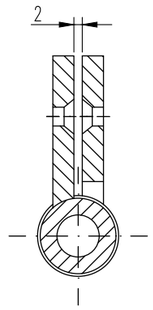

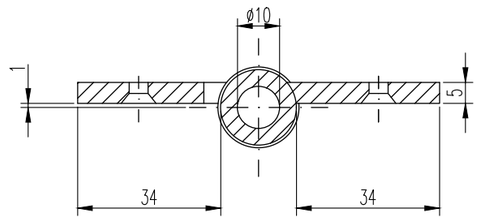

Article number

18					
Version:	Lengths:	Surfaces:	Final tip:	DIN Version:	Corners:
18 mm Ø 34 mm leaf width 5 mm leaf thickness	4. 140 mm 5. 160 mm 6. 180 mm 7. 200 mm	01. Brass polished 02. Brass matt blasted or brushed 03. nickel-plated matt blasted or brushed 04. nickel-plated polished 05. antique 06. burnished 07. tin-plated 08. gold-plated 09. chromium-plated polished 10. chromium-plated matt blasted or brushed 11. black 12. white 13. tin 2.0 14. nickel dark polished 15. nickel dark matt blasted or brushed 16. copper	1. cylindrical 7. ZK 7 different final tips upon request available	6. right 7. left	0. angular 4. four rounded corners 6. six rounded corners

Values in millimeters

capacity	with two hinges	80 kg	100 kg	130 kg	150 kg
	with three hinges	110 kg	130 kg	160 kg	200 kg
hinge length	a	140	160	180	200
flap	a1	67	77	87	97
opened width	b	86	86	86	86
roll-Ø		18	18	18	18
pin-Ø		11	11	11	11
leaf width from roll		34	34	34	34
ridge width		30	30	30	30
leaf thickness		5	5	5	5
number of screw holes		8	8	10	10
for countersunk wood screws by DIN 97 Ø		4,5	4,5	4,5	4,5
	f1	17,5	17,5	19	25
	f2	35	41	35	40
	f3	35	43	36	35
	f4	35	41	36	35
	f5	-	-	35	40



Door butt hinge 400-91
15 Ø 30,0 mm leaf width

MASSIV MESSING

15 mm roll-Ø
30,0 mm leaf width
3,0 mm leaf thickness

16 mm roll-Ø
35,0 mm bis 40,0 mm leaf width
3,5 mm leaf thickness

Consisted of brass profile material
· milled and drilled
· with ball bearing

Available final tips
Nr. 2 | 3 | 4 | 5 | 6 | 8 | 9

Available with PVD-coating and rounded corners
(radius 10 mm)

Corners:

Screws:

Screws optionally in all surface colors available

DIN 97 - 4,5Ø x 40 mm

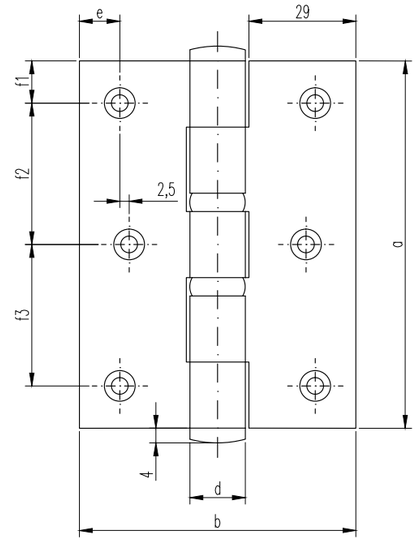

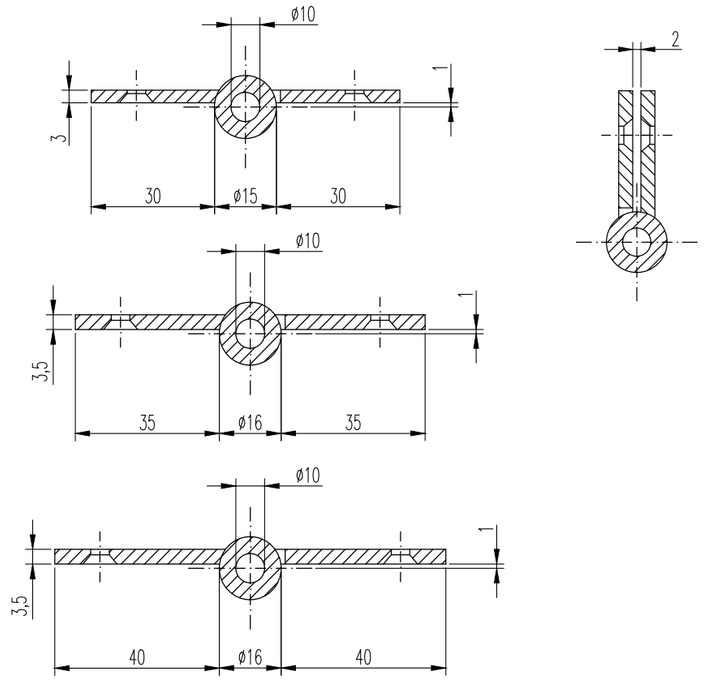

Final tip:

2. ZK 9a h: 11 mm | 3. ZK 19 h: 31 mm | 4. ZK 9 h: 5 mm | 5. ZK A h: 28 mm | 6. ZK B h: 37 mm | 8. ZK E h: 23 mm | 9. ZK D h: 13 mm

Article number

Version:

23. 100 mm, 30 mm leaf width, 3,0 mm leaf thickness ,15 Ø
28. 120 mm, 30 mm leaf width, 3,0 mm leaf thickness, 15 Ø
13. 100 mm, 35 mm leaf width, 3,5 mm leaf thickness, 16 Ø
18. 120 mm, 35 mm leaf width, 3,5 mm leaf thickness, 16 Ø
93. 100 mm, 40 mm leaf width, 3,5 mm leaf thickness, 16 Ø
98. 120 mm, 40 mm leaf width, 3,5 mm leaf thickness, 16 Ø

Surfaces:

01. Brass polished
02. Brass matt blasted or brushed
03. nickel-plated matt blasted or brushed
04. nickel-plated polished
05. antique
06. burnished
07. tin-plated
08. gold-plated
09. chromium-plated polished
10. chromium-plated matt blasted or brushed
13. tin 2.0
14. nickel dark polished
15. nickel dark matt blasted or brushed
16. copper

Final tip:

2. ZK 9a
3. ZK 19
4. ZK 9
6. ZK B
8. ZK E

Zusätzlich bei 15 Ø
5. ZK A
9. ZK D

Corners:

0. angular
4. four rounded corners

Values in millimeters

capacity		40 kg	50 kg	55 kg	60 kg	65 kg	70 kg
size a x b		100 x 75	120 x 75	100 x 86	120 x 86	100 x 96	120 x 96
d		15	15	16	16	16	16
e		11	11	15,5	15,5	15,5	15,5
number of holes		6	8	8	8	8	8
for countersunk wood screws							
by DIN 97		4,5	4,5	4,5	4,5	4,5	4,5
	f1	11,5	14,5	11,5	14,5	11,5	14,5
	f2	38,5	30	38,5	30	38,5	30
	f3	38,5	30	38,5	30	38,5	30
	f4	-	30	-	30	-	30

Brass door lift-off hinge

cranking D13
for rebated doors

MASSIV
MESSING

15 mm roll-Ø
3,0 mm leaf thickness

Consisted of brass profile material
· milled and drilled
· with steel pin and ball bearing

Available final tips
Nr. 1 | 2 | 3 | 4 | 5 | 6 | 8 | 9

It is also available in all RAL colors and in PVD coating and with rounded corners (radius 10 mm)

Corners:

Screws:

Screws optionally in all surface colors available

DIN 97 - 4,5Ø x 40 mm

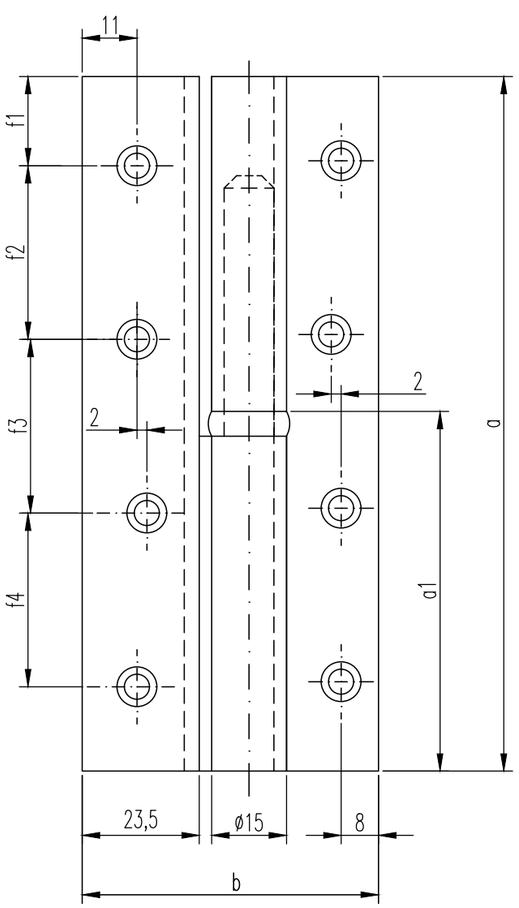

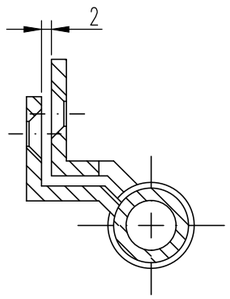

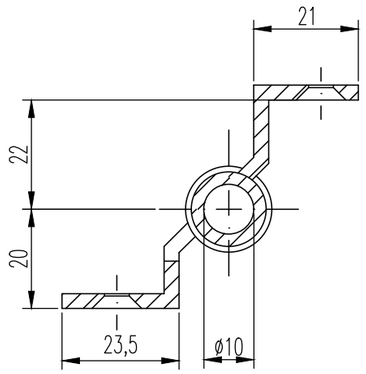

Final tip:

1. cylindrical | 2. ZK 9a h: 11 mm | 3. ZK 19 h: 31 mm | 4. ZK 9 h: 5 mm | 5. ZK A h: 28 mm | 6. ZK B h: 37 mm | 8. ZK E h: 23 mm | 9. ZK D h: 13 mm

Article number

3 | | | | | |

Version:
15 mm Ø
3 mm leaf thickness

Lengths:
3. 100 mm
8. 120 mm
4. 140 mm
5. 160 mm

Surfaces:
01. Brass polished
02. Brass matt blasted or brushed
03. nickel-plated matt blasted or brushed
04. nickel-plated polished
05. antique
06. burnished
07. tin-plated
08. gold-plated
09. chromium-plated polished
10. chromium-plated matt blasted or brushed
11. black
12. white
13. tin 2.0
14. nickel dark polished
15. nickel dark matt blasted or brushed
16. copper

Final tip:
1. cylindrical
2. ZK 9a
3. ZK 19
4. ZK 9
5. ZK A
6. ZK B
8. ZK E
9. ZK D

DIN Version:
6. right
7. left

Corners:
0. angular
4. four rounded corners

Values in millimeters

capacity	with two hinges		30 kg	40 kg	50 kg	60 kg
	with three hinges		50 kg	60 kg	70 kg	80 kg
hinge length	a		100	120	140	160
flap	a1		47	57	67	77
opened width	b		60,5	60,5	60,5	60,5
roll-Ø			15	15	15	15
pin-Ø			10	10	10	10
leaf width / flap			23,5	23,5	23,5	23,5
outer post for door leaf width			21	21	21	21
leaf thickness			3	3	3	3
number of screw holes			6	8	8	8
for countersunk wood screws by DIN 97 Ø			4,5	4,5	4,5	4,5
		f1	11,5	15	17,5	17,5
		f2	38,5	30	35	41
		f3	38,5	30	35	43
		f4	-	30	35	41

Brass door lift-off hinge
cranking D13
for rebated doors

MASSIV MESSING

16 mm roll-Ø
3,5 mm leaf thickness

Consisted of brass profile material
· milled and drilled
· with steel pin and ball bearing
· with extraction pin available

Available final tips
Nr. 1 | 2 | 3 | 4 | 6 | 8

It is also available in all RAL colors and in PVD coating and with rounded corners (radius 10 mm)

Corners:

Screws:

Screws optionally in all surface colors available

DIN 97 - 4,5Ø x 40 mm

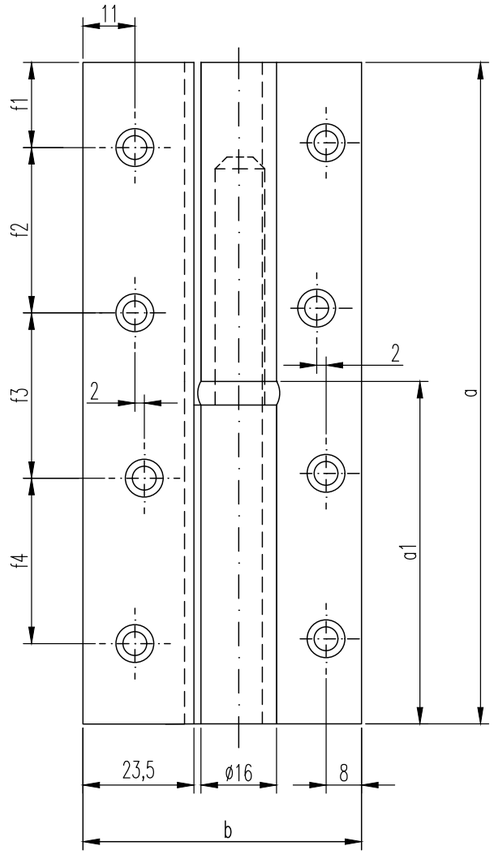

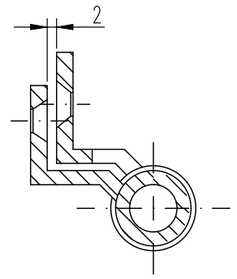

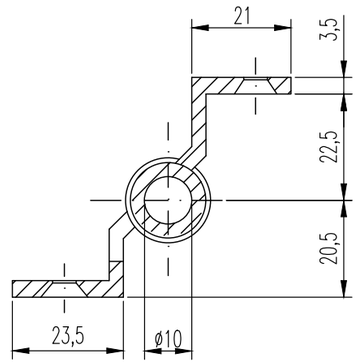

Final tip:

1. cylindrical | 2. ZK 9a h: 11 mm | 3. ZK 19 h: 31 mm | 4. ZK 9 h: 5 mm | 6. ZK B h: 37 mm | 8. ZK E h: 23 mm

Article number

6					
Version:	Lengths:	Surfaces:	Final tip:	DIN Version:	Corners:
16 mm Ø 3,5 mm leaf thickness	3. 100 mm 8. 120 mm 4. 140 mm 5. 160 mm 6. 180 mm 7. 200 mm	01. Brass polished 02. Brass matt blasted or brushed 03. nickel-plated matt blasted or brushed 04. nickel-plated polished 05. antique 06. burnished 07. tin-plated 08. gold-plated 09. chromium-plated polished 10. chromium-plated matt blasted or brushed 11. black 12. white 13. tin 2.0 14. nickel dark polished 15. nickel dark matt blasted or brushed 16. copper	1. cylindrical 2. ZK 9a 3. ZK 19 4. ZK 9 6. ZK B 8. ZK E	6. right 7. left	0. angular 4. four rounded corners

Values in millimeters

capacity	with two hinges	40 kg	50 kg	60 kg	70 kg	80 kg	90 kg
	with three hinges	60 kg	70 kg	80 kg	90 kg	110 kg	140 kg
hinge length	a	100	120	140	160	180	200
flap	a1	47	57	67	77	87	87
opened width	b	61	61	61	61	61	61
roll-Ø		16	16	16	16	16	16
pin-Ø		10	10	10	10	10	10
leaf width / flap		23,5	23,5	23,5	23,5	23,5	23,5
outer post for door leaf width		21	21	21	21	21	21
leaf thickness		3,5	3,5	3,5	3,5	3,5	3,5
number of screw holes		6	8	8	8	10	10
for countersunk wood screws by DIN 97 Ø		4,5	4,5	4,5	4,5	4,5	4,5
	f1	11,5	15	17,5	17,5	19	25
	f2	38,5	30	35	41	35	40
	f3	38,5	30	35	43	36	35
	f4	-	30	35	41	36	35
	f5	-	-	-	-	35	40

Brass door lift-off hinge
cranking D14
for rebated doors

MASSIV MESSING

15 mm roll-Ø
4,0 mm leaf thickness

Consisted of brass profile material
· milled and drilled
· with steel pin and ball bearing

Available final tips
Nr. 1 | 2 | 3 | 4 | 5 | 6 | 8 | 9

It is also available in all RAL colors and in PVD coating and with rounded corners (radius 10 mm)

Corners:

Screws:

Screws optionally in all surface colors available

DIN 97 - 4,5Ø x 40 mm

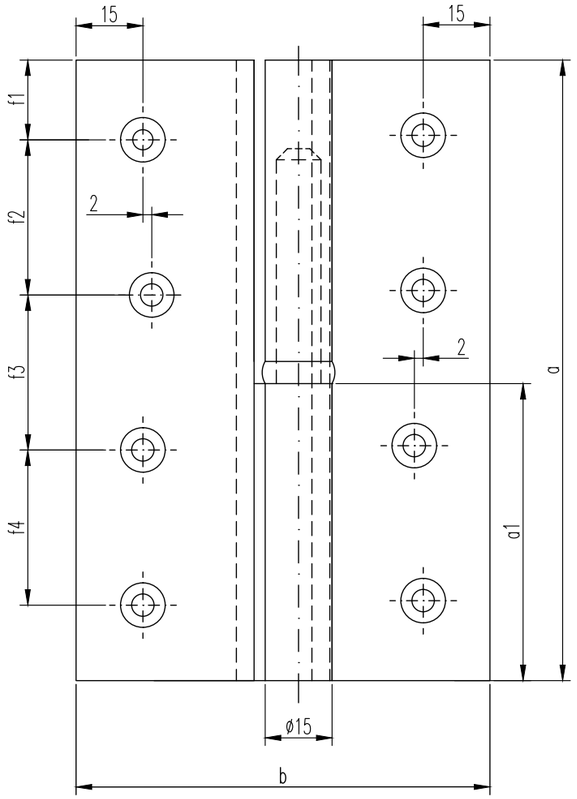

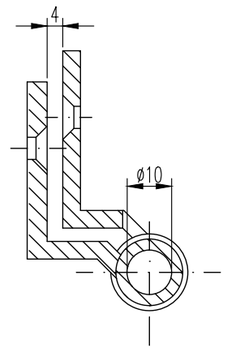

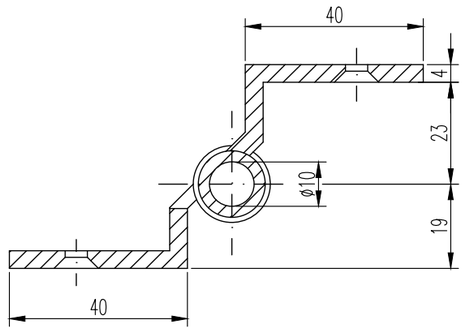

Final tip:

1. cylindrical | 2. ZK 9a h: 11 mm | 3. ZK 19 h: 31 mm | 4. ZK 9 h: 5 mm | 5. ZK A h: 28 mm | 6. ZK B h: 37 mm | 8. ZK E h: 23 mm | 9. ZK D h: 13 mm

Article number

7					
Version:	Lengths:	Surfaces:	Final tip:	DIN Version:	Corners:
15 mm Ø 4 mm leaf thickness	4. 140 mm 5. 160 mm 6. 180 mm 7. 200 mm	01. Brass polished 02. Brass matt blasted or brushed 03. nickel-plated matt blasted or brushed 04. nickel-plated polished 05. antique 06. burnished 07. tin-plated 08. gold-plated 09. chromium-plated polished 10. chromium-plated matt blasted or brushed 11. black 12. white 13. tin 2.0 14. nickel dark polished 15. nickel dark matt blasted or brushed 16. copper	1. cylindrical 2. ZK 9a 3. ZK 19 4. ZK 9 5. ZK A 6. ZK B 8. ZK E 9. ZK D	6. right 7. left	0. angular 4. four rounded corners

Values in millimeters

capacity	with two hinges	80 kg	100 kg	130 kg	150 kg
	with three hinges	100 kg	130 kg	160 kg	200 kg
hinge length	a	140	160	180	200
flap	a1	67	77	87	97
opened width	b	93	93	93	93
roll-Ø		15	15	15	15
pin-Ø		10	10	10	10
leaf width / flap		40	40	40	40
outer post for door leaf width		40	40	40	40
leaf thickness		4	4	4	4
number of screw holes		8	8	10	10
for countersunk wood screws by DIN 97 Ø		4,5	4,5	4,5	4,5
	f1	17,5	17,5	19	25
	f2	35	41	35	40
	f3	35	43	36	35
	f4	35	41	36	35
	f5	-	-	35	40

Brass door lift-off hinge
cranking B/C
for recessed doors

MASSIV MESSING

16 mm roll-Ø
35 mm leaf width,
auch with 25 mm leaf width available
3,5 mm leaf thickness

Consisted of brass profile material
· milled and drilled
· with steel pin and ball bearing
· with extraction pin available

Available final tips
Nr. 1 | 2 | 3 | 4 | 6 | 8

It is also available in all RAL colors and in PVD coating and with rounded corners (radius 10 mm)

Corners:

Screws:

Screws optionally in all surface colors available

DIN 97 - 4,5Ø x 40 mm

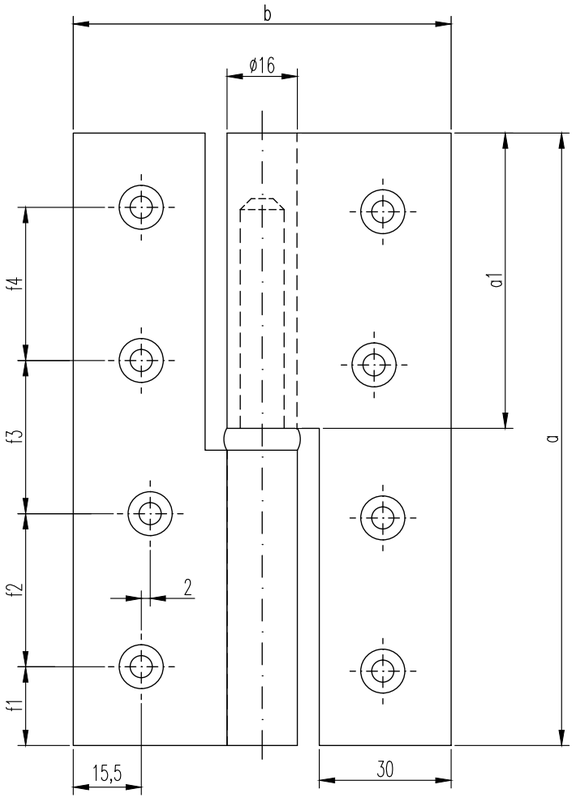

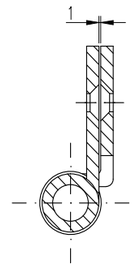

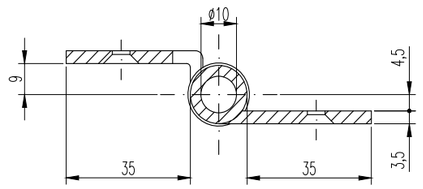

Final tip:

1. cylindrical | 2. ZK 9a h: 11 mm | 3. ZK 19 h: 31 mm | 4. ZK 9 h: 5 mm | 6. ZK B h: 37 mm | 8. ZK E h: 23 mm

Article number

4					
Version:	Lengths:	Surfaces:	Final tip:	DIN Version:	Corners:
16 mm Ø 35 mm leaf width 3,5 mm leaf thickness	3. 100 mm 8. 120 mm 4. 140 mm 5. 160 mm 6. 180 mm 7. 200 mm	01. Brass polished 02. Brass matt blasted or brushed 03. nickel-plated matt blasted or brushed 04. nickel-plated polished 05. antique 06. burnished 07. tin-plated 08. gold-plated 09. chromium-plated polished 10. chromium-plated matt blasted or brushed 11. black 12. white 13. tin 2.0 14. nickel dark polished 15. nickel dark matt blasted or brushed 16. copper	1. cylindrical 2. ZK 9a 3. ZK 19 4. ZK 9 6. ZK B 8. ZK E	6. right 7. left	0. angular 4. four rounded corners 6. six rounded corners

Values in millimeters

capacity	with two hinges	40 kg	50 kg	60 kg	70 kg	80 kg	90 kg
	with three hinges	60 kg	70 kg	80 kg	90 kg	110 kg	140 kg
hinge length	a	100	120	140	160	180	200
flap	a1	47	57	67	77	87	97
opened width	b	86	86	86	86	86	86
roll-Ø		16	16	16	16	16	16
pin-Ø		10	10	10	10	10	10
leaf width from roll		35	35	35	35	35	35
ridge width		30	30	30	30	30	30
leaf thickness		3,5	3,5	3,5	3,5	3,5	3,5
number of screw holes		6	8	8	8	10	10
for countersunk wood screws by DIN 97 Ø		4,5	4,5	4,5	4,5	4,5	4,5
	f1	11,5	15	17,5	17,5	19	25
	f2	38,5	30	35	41	35	40
	f3	38,5	30	35	43	36	35
	f4	-	30	35	41	36	35
	f5	-	-	-	-	35	40

Right- or left-hand hinge?

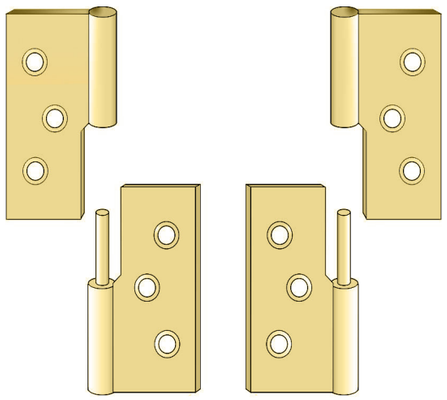

Crankings

In order to see a difference in the hinges with screw-on flaps, the tapes must be looked at from the front against the side of the screw hole countersink when opened.

On a left hinge, the perforated flap (door flap) is on the left. With a right hinge, the perforated flap (door flap) is on the right.

Number of the cabinet lift-off hinge per door

The number of hinges on a door depends on:

- door weight
- door size (height and width)
- door material

Crankings

We distinguish between four different crankings:

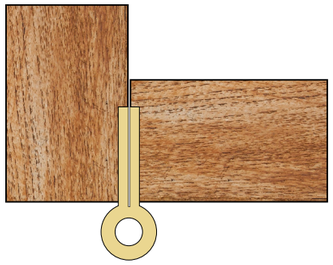

cranking A, straight hinge

- rabbet blunt-inset doors

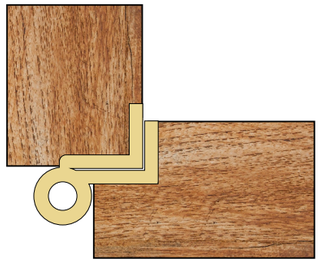

cranking D

- rabbet for rebated doors



cranking B/C

- rabbet for recessed doors

cranking L

- rabbet for blunt overlay doors



Brass cabinet lift-off hinge
straight for butt-inset (unrebated) doors

MASSIV MESSING

6 mm roll-Ø
1,8 mm leaf thickness

Consisted of brass profile material
· milled and drilled
· with steel pin
· intermediate ring
· screws optional in all surfaces available

It is also available in all RAL colors and in PVD coating and with rounded corners (radius 5 mm)

Packaging unit: 10 piece
Low volume deliveries are possible

Corners: R5

Screws: Screws optionally in all surface colors available
DIN 97 3Ø x 20 mm

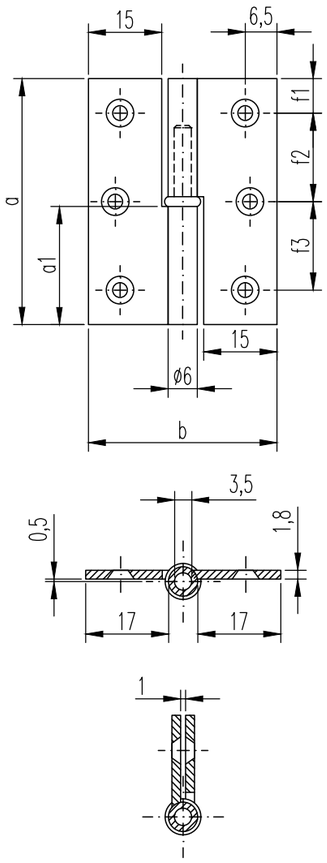

Values in millimeters

capacity with two hinges		4 kg	6 kg	8 kg
hinge length a		40	50	60
flap a1		19	24	29
opened width b		40	40	40
roll-Ø		6	6	6
pin-Ø		3,5	3,5	3,5
leaf width from roll		17	17	17
ridge width		15	15	15
leaf thickness s		1,8	1,8	1,8
number of screw holes		4	6	6
for countersunk wood screws by DIN 97 Ø		3	3	3
	f1	8	7	7
	f2	24	18	23
	f3	-	18	23

Article number

661 | | | | |

Version:
6 mm Ø
straight

Lengths:
4. 40 mm
5. 50 mm
6. 60 mm

Surfaces:
01. Brass polished
02. Brass matt blasted/brushed
03. nickel-plated matt blasted/brushed
04. nickel-plated polished
05. antique
06. burnished
07. tin-plated
08. gold-plated
09. chromium-plated polished
10. chromium-plated matt blasted/brushed
11. black
12. white
13. tin 2.0
14. nickel dark polished
15. nickel dark matt blasted/brushed
16. copper

DIN Version:
6. right
7. left

Corners:
0. angular
4. four rounded corners



Brass decorative cabinet lift-off hinge
straight for butt-inset (unrebated) doors

MASSIV MESSING

6 mm roll-Ø
1,8 mm leaf thickness

Consisted of brass profile material
· milled and drilled
· with steel pin
· intermediate ring
· final tip ZK 19 Height: 14 mm

It is also available in all RAL colors and in PVD coating and with rounded corners (radius 5 mm)

Packaging unit: 10 piece
Low volume deliveries are possible

Corners: R5

Screws: Screws optionally in all surface colors available
DIN 97 3Ø x 20 mm

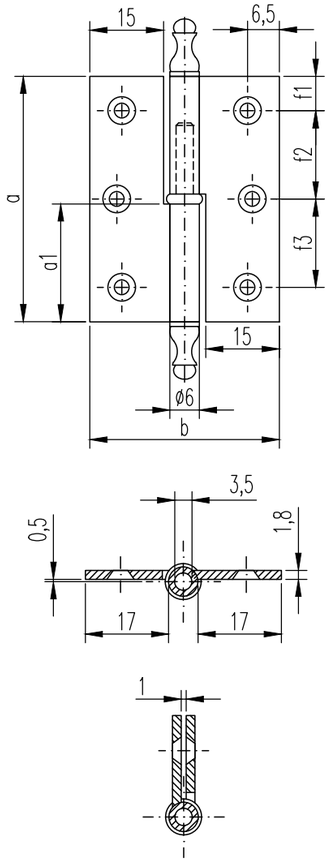

Values in millimeters

capacity with two hinges		4 kg	6 kg	8 kg
hinge length a		40	50	60
flap a1		19	24	29
opened width b		40	40	40
roll-Ø		6	6	6
pin-Ø		3,5	3,5	3,5
leaf width from roll		17	17	17
ridge width		15	15	15
leaf thickness s		1,8	1,8	1,8
number of screw holes		4	6	6
for countersunk wood screws by DIN 97 Ø		3	3	3
	f1	8	7	7
	f2	24	18	23
	f3	-	18	23

Article number

651 | | | | |

Version:
6 mm Ø
straight

Lengths:
4. 40 mm
5. 50 mm
6. 60 mm

Surfaces:
01. Brass polished
02. Brass matt blasted/brushed
03. nickel-plated matt blasted/brushed
04. nickel-plated polished
05. antique
06. burnished
07. tin-plated
08. gold-plated
09. chromium-plated polished
10. chromium-plated matt blasted/brushed
11. black
12. white
13. tin 2.0
14. nickel dark polished
15. nickel dark matt blasted/brushed
16. copper

DIN Version:
6. right
7. left

Corners:
0. angular
4. four rounded corners



Brass cabinet lift-off hinge
straight for butt-inset (unrebated) doors

MASSIV MESSING

Corners: R5

Screws:
Screws optionally in all surface colors available
DIN 97 3Ø x 20 mm

8 mm roll-Ø
1,7 mm leaf thickness

Consisted of brass profile material
· milled and drilled
· with steel pin
· without intermediate ring
· screws optional in all surfaces available

It is also available in all RAL colors and in PVD coating and with rounded corners (radius 5 mm), 40 mm and from 80 mm with intermediate ring

Packaging unit: 10 piece
Low volume deliveries are possible

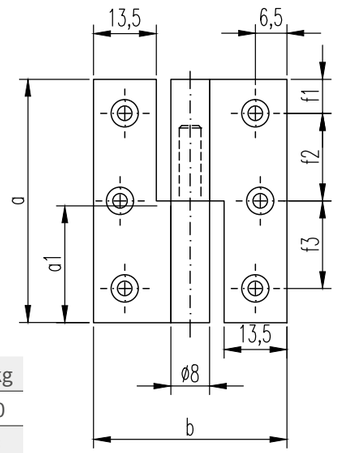

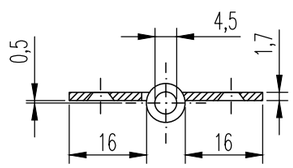

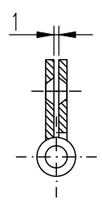

Values in millimeters

capacity with two hinges		10 kg	12 kg	14 kg	16 kg	18 kg	20 kg
hinge length a		40	50	60	80	100	120
flap a1		19	25	30	39	49	59
opened width b		40	40	40	40	40	40
roll-Ø		8	8	8	8	8	8
pin-Ø		4,5	4,5	4,5	4,5	4,5	4,5
leaf width from roll		16	16	16	16	16	16
ridge width		13,5	13,5	13,5	13,5	13,5	13,5
leaf thickness s		1,7	1,7	1,7	1,7	1,7	1,7
number of screw holes		4	6	6	6	6	8
for countersunk wood screws by DIN 97 Ø		3	3	3	3	3	3
	f1	8	7	7	8	10	11
	f2	24	18	23	32	40	32
	f3	-	18	23	32	40	34

Article number

861 | _ | _ | _ | _

Version:
8 mm Ø
straight

Lengths:
4. 40 mm
5. 50 mm
6. 60 mm
8. 80 mm
10. 100 mm
12. 120 mm

Surfaces:
01. Brass polished
02. Brass matt blasted/brushed
03. nickel-plated matt blasted/brushed
04. nickel-plated polished
05. antique
06. burnished
07. tin-plated
08. gold-plated
09. chromium-plated polished
10. chromium-plated matt blasted/brushed
11. black
12. white
13. tin 2.0
14. nickel dark polished
15. nickel dark matt blasted/brushed
16. copper

DIN Version:
6. right
7. left

Corners:
0. angular
4. four rounded corners



Brass decorative cabinet lift-off hinge
straight for butt-inset (unrebated) doors

MASSIV MESSING

Corners: R5

Screws:
Screws optionally in all surface colors available
DIN 97 3Ø x 20 mm

8 mm roll-Ø
1,7 mm leaf thickness

Consisted of brass profile material
· milled and drilled
· with steel pin
· intermediate ring
· final tip ZK 19 Height: 15 mm
· screws optional in all surfaces available

It is also available in all RAL colors and in PVD coating and with rounded corners (radius 5 mm)

Packaging unit: 10 piece
Low volume deliveries are possible

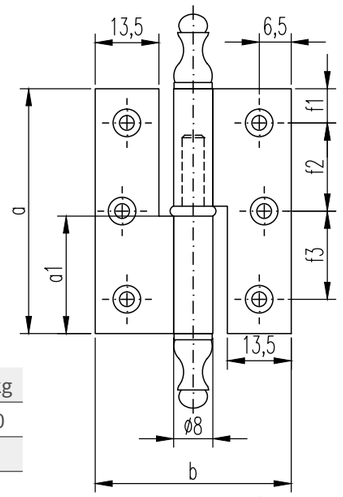

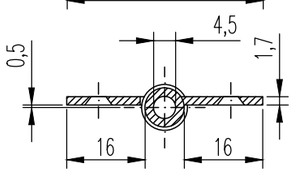

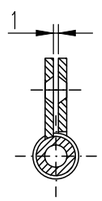

Values in millimeters

capacity with two hinges		10 kg	12 kg	14 kg	16 kg	18 kg	20 kg
hinge length a		40	50	60	80	100	120
flap a1		19	24	29	39	49	59
opened width b		40	40	40	40	40	40
roll-Ø		8	8	8	8	8	8
pin-Ø		4,5	4,5	4,5	4,5	4,5	4,5
leaf width from roll		16	16	16	16	16	16
ridge width		13,5	13,5	13,5	13,5	13,5	13,5
leaf thickness s		1,7	1,7	1,7	1,7	1,7	1,7
number of screw holes		4	6	6	6	6	8
for countersunk wood screws by DIN 97 Ø		3	3	3	3	3	3
	f1	8	7	7	8	10	11
	f2	24	18	23	32	40	32
	f3	-	-	23	32	40	34

Article number

851 | _ | _ | _ | _

Version:
8 mm Ø
straight

Lengths:
4. 40 mm
5. 50 mm
6. 60 mm
8. 80 mm
10. 100 mm
12. 120 mm

Surfaces:
01. Brass polished
02. Brass matt blasted/brushed
03. nickel-plated matt blasted/brushed
04. nickel-plated polished
05. antique
06. burnished
07. tin-plated
08. gold-plated
09. chromium-plated polished
10. chromium-plated matt blasted/brushed
11. black
12. white
13. tin 2.0
14. nickel dark polished
15. nickel dark matt blasted/brushed
16. copper

DIN Version:
6. right
7. left

Corners:
0. angular
4. four rounded corners



Brass cabinet lift-off hinge
straight for butt-inset (unrebated) doors

MASSIV MESSING

11 mm roll-Ø
2 mm leaf thickness

Consisted of brass profile material
· milled and drilled
· with steel pin
· intermediate ring
· screws optional in all surfaces available

It is also available in all RAL colors and in PVD coating and with rounded corners (radius 5 mm), 40 mm and from 80 mm with intermediate ring

Packaging unit: 10 piece
Low volume deliveries are possible

Corners: R5

Screws:
Screws optionally in all surface colors available
DIN 97 3Ø x 20 mm

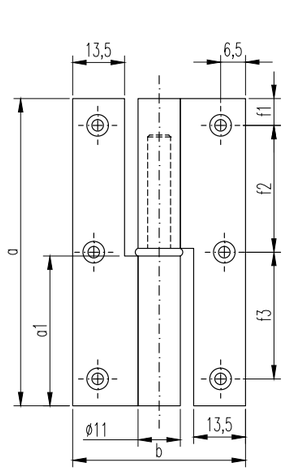

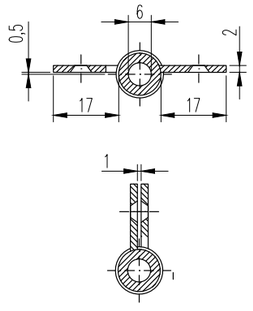

Values in millimeters

capacity with two hinges		15 kg	17 kg	19 kg	22 kg	25 kg
hinge length a		50	60	80	100	120
flap a1		24	29	39	49	59
opened width b		45	45	45	45	45
roll-Ø		11	11	11	11	11
pin-Ø		6	6	6	6	6
leaf width from roll		17	17	17	17	17
ridge width		13,5	13,5	13,5	13,5	13,5
leaf thickness s		2	2	2	2	2
number of screw holes		6	6	6	6	8
for countersunk wood screws by DIN 97 Ø		3	3	3	3	3
	f1	7	7	8	10	11
	f2	18	23	32	40	32
	f3	18	23	32	40	34

Article number

1161 | | | | |

Version:
11 mm Ø
straight

Lengths:
5. 50 mm
6. 60 mm
8. 80 mm
10. 100 mm
12. 120 mm

Surfaces:
01. Brass polished
02. Brass matt blasted/brushed
03. nickel-plated matt blasted/brushed
04. nickel-plated polished
05. antique
06. burnished
07. tin-plated
08. gold-plated
09. chromium-plated polished
10. chromium-plated matt blasted/brushed
11. black
12. white
13. tin 2.0
14. nickel dark polished
15. nickel dark matt blasted/brushed
16. copper

DIN Version:
6. right
7. left

Corners:
0. angular
4. four rounded corners



Brass decorative cabinet lift-off hinge
straight for butt-inset (unrebated) doors

MASSIV MESSING

11 mm roll-Ø
2 mm leaf thickness

Consisted of brass profile material
· milled and drilled
· with steel pin
· intermediate ring
· final tip ZK 19 Height: 20 mm
· screws optional in all surfaces available

It is also available in all RAL colors and in PVD coating and with rounded corners (radius 5 mm)

Packaging unit: 10 piece
Low volume deliveries are possible

Corners: R5

Screws:
Screws optionally in all surface colors available
DIN 97 3Ø x 20 mm

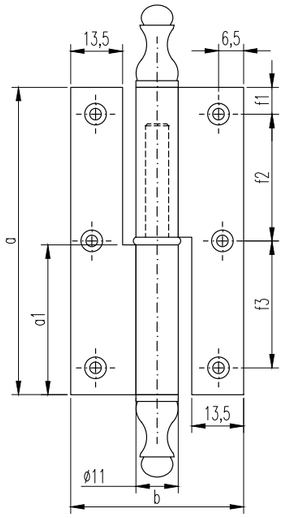

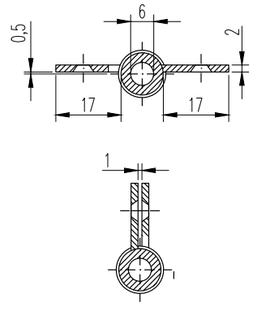

Values in millimeters

capacity with two hinges		15 kg	17 kg	19 kg	22 kg	25 kg
hinge length a		50	60	80	100	120
flap a1		24	29	39	49	59
opened width b		45	45	45	45	45
roll-Ø		11	11	11	11	11
pin-Ø		6	6	6	6	6
leaf width from roll		17	17	17	17	17
ridge width		13,5	13,5	13,5	13,5	13,5
leaf thickness s		2	2	2	2	2
number of screw holes		6	6	6	6	8
for countersunk wood screws by DIN 97 Ø		3	3	3	3	3
	f1	7	7	8	10	11
	f2	18	23	32	40	32
	f3	18	23	32	40	34

Article number

1151 | | | | |

Version:
11 mm Ø
straight

Lengths:
5. 50 mm
6. 60 mm
8. 80 mm
10. 100 mm
12. 120 mm

Surfaces:
01. Brass polished
02. Brass matt blasted/brushed
03. nickel-plated matt blasted/brushed
04. nickel-plated polished
05. antique
06. burnished
07. tin-plated
08. gold-plated
09. chromium-plated polished
10. chromium-plated matt blasted/brushed
11. black
12. white
13. tin 2.0
14. nickel dark polished
15. nickel dark matt blasted/brushed
16. copper

DIN Version:
6. right
7. left

Corners:
0. angular
4. four rounded corners

Brass cabinet lift-off hinge

cranking D 7,5
for rebated doors

MASSIV MESSING

6 mm roll-Ø
1,7 mm leaf thickness

Consisted of brass profile material
· milled and drilled
· with steel pin
· intermediate ring
· screws optional in all surfaces available

It is also available in all RAL colors and in PVD coating and with rounded corners (radius 5 mm), 40 mm and from 80 mm with intermediate ring

Packaging unit: 10 piece (Low volume deliveries are possible)

Corners: R5

Screws: Screws optionally in all surface colors available
DIN 97 3Ø x 20 mm

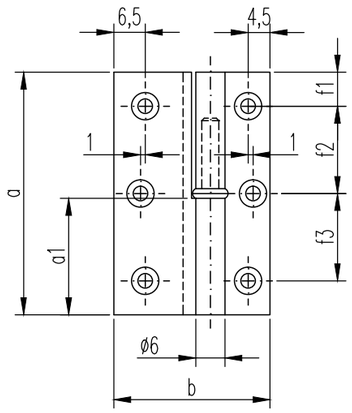

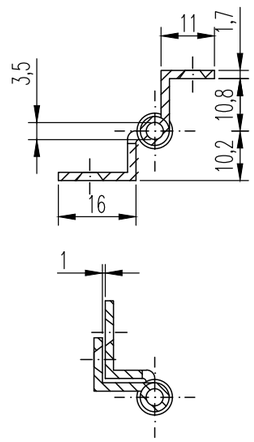

Values in millimeters

capacity with two hinges		4 kg	6 kg	8 kg
hinge length a		40	50	60
flap a1		19	24	29
opened width b		32,2	32,2	32,2
roll-Ø		6	6	6
pin-Ø		3,5	3,5	3,5
leaf width / flap		16	16	16
outer post for door leaf width		11	11	11
leaf thickness s		1,7	1,7	1,7
number of screw holes		4	6	6
for countersunk wood screws by DIN 97 Ø		3	3	3
	f1	8	7	7
	f2	24	18	23
	f3	-	18	23

Article number

662 | | | | |

Version: 6 mm Ø, cranking D7,5

Lengths:
4. 40 mm
5. 50 mm
6. 60 mm

Surfaces:
01. Brass polished
02. Brass matt blasted/brushed
03. nickel-plated matt blasted/brushed
04. nickel-plated polished
05. antique
06. burnished
07. tin-plated
08. gold-plated
09. chromium-plated polished
10. chromium-plated matt blasted/brushed
11. black
12. white
13. tin 2.0
14. nickel dark polished
15. nickel dark matt blasted/brushed
16. copper

DIN Version:
6. right
7. left

Corners:
0. angular
4. four rounded corners

Brass decorative cabinet lift-off hinge

cranking D 7,5
for rebated doors

MASSIV MESSING

6 mm roll-Ø
1,7 mm leaf thickness

Consisted of brass profile material
· milled and drilled
· with steel pin
· intermediate ring
· final tip ZK 19 Height: 14 mm
· screws optional in all surfaces available

It is also available in all RAL colors and in PVD coating and with rounded corners (radius 5 mm)

Packaging unit: 10 piece (Low volume deliveries are possible)

Corners: R5

Screws: Screws optionally in all surface colors available
DIN 97 3Ø x 20 mm

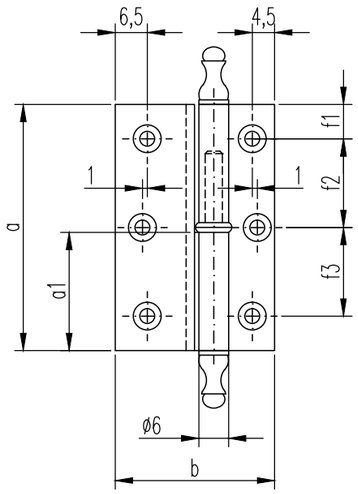

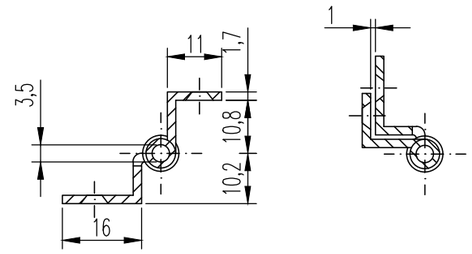

Values in millimeters

capacity with two hinges		4 kg	6 kg	8 kg
hinge length a		40	50	60
flap a1		19	24	29
opened width b		32,2	32,2	32,2
roll-Ø		6	6	6
pin-Ø		3,5	3,5	3,5
leaf width / flap		16	16	16
outer post for door leaf width		11	11	11
leaf thickness s		1,7	1,7	1,7
number of screw holes		4	6	6
for countersunk wood screws by DIN 97 Ø		3	3	3
	f1	8	7	7
	f2	24	18	23
	f3	-	18	23

Article number

652 | | | | |

Version: 6 mm Ø, cranking D7,5

Lengths:
4. 40 mm
5. 50 mm
6. 60 mm

Surfaces:
01. Brass polished
02. Brass matt blasted/brushed
03. nickel-plated matt blasted/brushed
04. nickel-plated polished
05. antique
06. burnished
07. tin-plated
08. gold-plated
09. chromium-plated polished
10. chromium-plated matt blasted/brushed
11. black
12. white
13. tin 2.0
14. nickel dark polished
15. nickel dark matt blasted/brushed
16. copper

DIN Version:
6. right
7. left

Corners:
0. angular
4. four rounded corners

Brass cabinet lift-off hinge

cranking D 7,5
for rebated doors

MASSIV MESSING

8 mm roll-Ø
1,7 mm leaf thickness

Consisted of brass profile material
· milled and drilled
· with steel pin
· without intermediate ring
· screws optional in all surfaces available

It is also available in all RAL colors and in PVD coating and with rounded corners (radius 5 mm), 40 mm and from 80 mm with intermediate ring

Packaging unit: 10 piece (Low volume deliveries are possible)

Corners: R5

Screws: Screws optionally in all surface colors available
DIN 97 3Ø x 20 mm

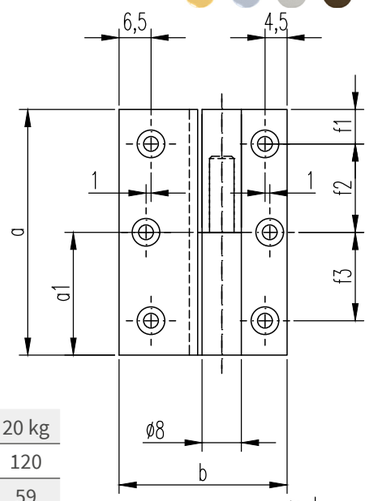

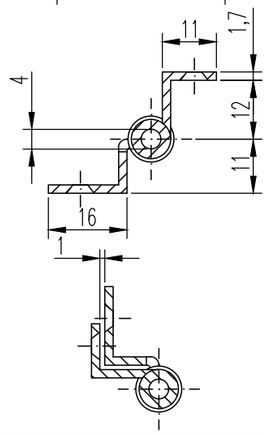

Values in millimeters

capacity with two hinges		10 kg	12 kg	14 kg	16 kg	18 kg	20 kg
hinge length a		40	50	60	80	100	120
flap a1		19	25	30	39	49	59
opened width b		33,3	33,3	33,3	33,3	33,3	33,3
roll-Ø		8	8	8	8	8	8
pin-Ø		4,5	4,5	4,5	4,5	4,5	4,5
leaf width / flap		15,5	15,5	15,5	15,5	15,5	15,5
outer post for door leaf width		11	11	11	11	11	11
leaf thickness s		1,7	1,7	1,7	1,7	1,7	1,7
number of screw holes		4	6	6	6	6	8
for countersunk wood screws by DIN 97 Ø		3	3	3	3	3	3
	f1	8	7	7	8	10	11
	f2	24	18	23	32	40	32
	f3	-	18	23	32	40	34

Article number

862 | | | | |

Version:
8 mm Ø,
cranking D7,5

Lengths:
4. 40 mm
5. 50 mm
6. 60 mm
8. 80 mm
10. 100 mm
12. 120 mm

Surfaces:
01. Brass polished
02. Brass matt blasted/brushed
03. nickel-plated matt blasted/brushed
04. nickel-plated polished
05. antique
06. burnished
07. tin-plated
08. gold-plated
09. chromium-plated polished
10. chromium-plated matt blasted brushed
11. black
12. white
13. tin 2.0
14. nickel dark polished
15. nickel dark matt blasted/brushed
16. copper

DIN Version:
6. right
7. left

Corners:
0. angular
4. four rounded corners

Brass decorative cabinet lift-off hinge

cranking D 7,5
for rebated doors

MASSIV MESSING

8 mm roll-Ø
1,7 mm leaf thickness

Consisted of brass profile material
· milled and drilled
· with steel pin
· intermediate ring
· final tip ZK 19 Height: 15 mm
· screws optional in all surfaces available

It is also available in all RAL colors and in PVD coating and with rounded corners (radius 5 mm)

Packaging unit: 10 piece (Low volume deliveries are possible)

Corners: R5

Screws: Screws optionally in all surface colors available
DIN 97 3Ø x 20 mm

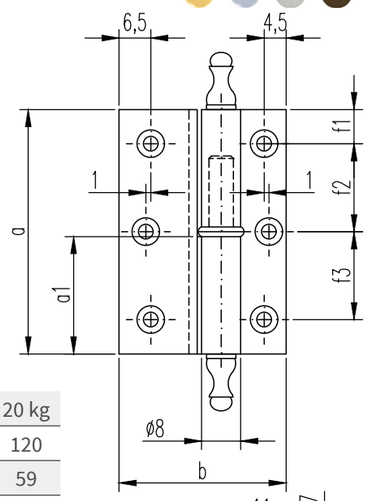

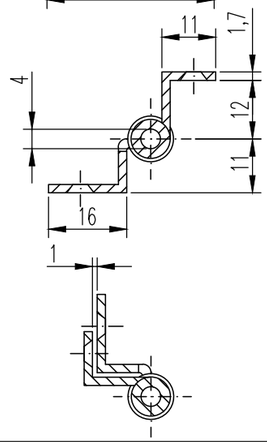

Values in millimeters

capacity with two hinges		10 kg	12 kg	14 kg	16 kg	18 kg	20 kg
hinge length a		40	50	60	80	100	120
flap a1		19	24	29	39	49	59
opened width b		33,3	33,3	33,3	33,3	33,3	33,3
roll-Ø		8	8	8	8	8	8
pin-Ø		4,5	4,5	4,5	4,5	4,5	4,5
leaf width / flap		15,5	15,5	15,5	15,5	15,5	15,5
outer post for door leaf width		11	11	11	11	11	11
leaf thickness s		1,7	1,7	1,7	1,7	1,7	1,7
number of screw holes		4	6	6	6	6	8
for countersunk wood screws by DIN 97 Ø		3	3	3	3	3	3
	f1	8	7	7	8	10	11
	f2	24	18	23	32	40	32
	f3	-	18	23	32	40	34
	f4	-	-	-	-	-	32

Article number

852 | | | | |

Version:
8 mm Ø,
cranking D7,5

Lengths:
4. 40 mm
5. 50 mm
6. 60 mm
8. 80 mm
10. 100 mm
12. 120 mm

Surfaces:
01. Brass polished
02. Brass matt blasted/brushed
03. nickel-plated matt blasted/brushed
04. nickel-plated polished
05. antique
06. burnished
07. tin-plated
08. gold-plated
09. chromium-plated polished
10. chromium-plated matt blasted brushed
11. black
12. white
13. tin 2.0
14. nickel dark polished
15. nickel dark matt blasted/brushed
16. copper

DIN Version:
6. right
7. left

Corners:
0. angular
4. four rounded corners

Brass cabinet lift-off hinge
cranking D 7,5
for rebated doors

MASSIV MESSING

11 mm roll-Ø
2 mm leaf thickness

Consisted of brass profile material
· milled and drilled
· with steel pin
· intermediate ring
· screws optional in all surfaces available

It is also available in all RAL colors and in PVD coating and with rounded corners (radius 5 mm), 40 mm and from 80 mm with intermediate ring

Packaging unit: 10 piece (Low volume deliveries are possible)

Corners: R5

Screws: Screws optionally in all surface colors available
DIN 97 3Ø x 20 mm

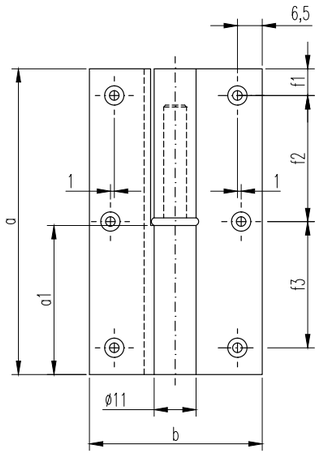

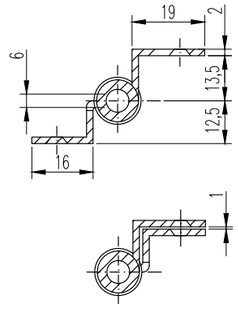

Values in millimeters

capacity with two hinges		15 kg	17 kg	19 kg	22 kg	25 kg
hinge length a		50	60	80	100	120
flap a1		24	29	39	49	59
opened width b		45	45	45	45	45
roll-Ø		11	11	11	11	11
pin-Ø		6	6	6	6	6
leaf width / flap		16	16	16	16	16
outer post for door leaf width		19	19	19	19	19
leaf thickness s		2	2	2	2	2
number of screw holes		6	6	6	6	8
for countersunk wood screws by DIN 97 Ø		3	3	3	3	3
	f1	7	7	8	10	11
	f2	18	23	32	40	32
	f3	18	23	32	40	34
	f4	32	32	32	32	32

Article number

1162 |

Version:
11 mm Ø,
cranking D7,5

Lengths:
5. 50 mm
6. 60 mm
8. 80 mm
10. 100 mm
12. 120 mm

Surfaces:
01. Brass polished
02. Brass matt blasted/brushed
03. nickel-plated matt blasted/brushed
04. nickel-plated polished
05. antique
06. burnished
07. tin-plated
08. gold-plated
09. chromium-plated polished
10. chromium-plated matt blasted/brushed
11. black
12. white
13. tin 2.0
14. nickel dark polished
15. nickel dark matt blasted/brushed
16. copper

DIN Version:
6. right
7. left

Corners:
0. angular
4. four rounded corners

Brass decorative cabinet lift-off hinge
cranking D 7,5
for rebated doors

MASSIV MESSING

11 mm roll-Ø
2 mm leaf thickness

Consisted of brass profile material
· milled and drilled
· with steel pin
· intermediate ring
· final tip ZK 19 Height: 20 mm
· screws optional in all surfaces available

It is also available in all RAL colors and in PVD coating and with rounded corners (radius 5 mm)

Packaging unit: 10 piece (Low volume deliveries are possible)

Corners: R5

Screws: Screws optionally in all surface colors available
DIN 97 3Ø x 20 mm

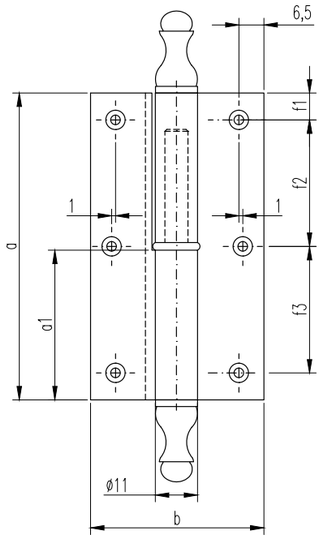

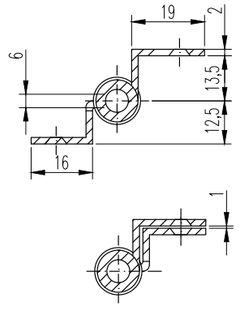

Values in millimeters

capacity with two hinges		15 kg	17 kg	19 kg	22 kg	25 kg
hinge length a		50	60	80	100	120
flap a1		24	29	39	49	59
opened width b		45	45	45	45	45
roll-Ø		11	11	11	11	11
pin-Ø		6	6	6	6	6
leaf width / flap		16	16	16	16	16
outer post for door leaf width		19	19	19	19	19
leaf thickness s		2	2	2	2	2
number of screw holes		6	6	6	6	8
for countersunk wood screws by DIN 97 Ø		3	3	3	3	3
	f1	7	7	8	10	11
	f2	18	23	32	40	32
	f3	18	23	32	40	34
	f4	32	32	32	32	32

Article number

1152 |

Version:
11 mm Ø,
cranking D7,5

Lengths:
5. 50 mm
6. 60 mm
8. 80 mm
10. 100 mm
12. 120 mm

Surfaces:
01. Brass polished
02. Brass matt blasted/brushed
03. nickel-plated matt blasted/brushed
04. nickel-plated polished
05. antique
06. burnished
07. tin-plated
08. gold-plated
09. chromium-plated polished
10. chromium-plated matt blasted/brushed
11. black
12. white
13. tin 2.0
14. nickel dark polished
15. nickel dark matt blasted/brushed
16. copper

DIN Version:
6. right
7. left

Corners:
0. angular
4. four rounded corners



Brass cabinet lift-off hinge

cranking B / C
for recessed doors

MASSIV MESSING

8 mm roll-Ø
1,7 mm leaf thickness

Consisted of brass profile material
· milled and drilled
· with steel pin
· without intermediate ring
· screws optional in all surfaces available

It is also available in all RAL colors and in PVD coating and with rounded corners (radius 5 mm), 40 mm and from 80 mm with intermediate ring

Packaging unit: 10 piece (Low volume deliveries are possible)

Corners: R5

Screws: Screws optionally in all surface colors available
DIN 97 3Ø x 20 mm

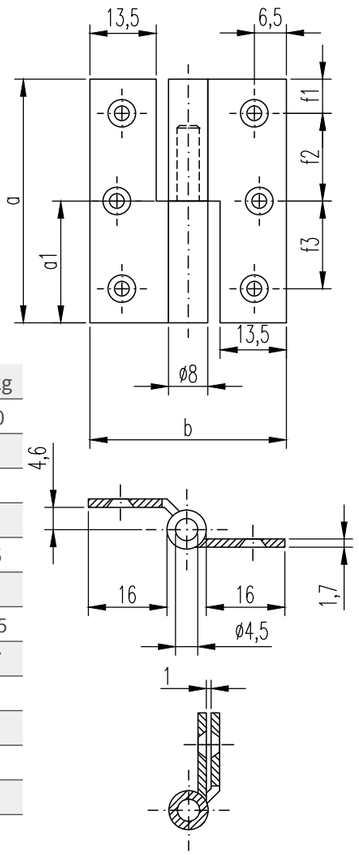

Values in millimeters

capacity with two hinges		10 kg	12 kg	14 kg	16 kg	18 kg	20 kg
hinge length a		40	50	60	80	100	120
flap a1		19	25	30	39	49	59
opened width b		40	40	40	40	40	40
roll-Ø		8	8	8	8	8	8
pin-Ø		4,5	4,5	4,5	4,5	4,5	4,5
leaf width / flap		16	16	16	16	16	16
ridge width		13,5	13,5	13,5	13,5	13,5	13,5
leaf thickness s		1,7	1,7	1,7	1,7	1,7	1,7
number of screw holes		4	6	6	6	6	8
for countersunk wood screws by DIN 97 Ø		3	3	3	3	3	3
	f1	8	7	7	8	10	11
	f2	24	18	23	32	40	32
	f3	-	18	23	32	40	34

Article number

863 | | | | |

Version:
8 mm Ø,
cranking B

Lengths:
4. 40 mm
5. 50 mm
6. 60 mm
8. 80 mm
10. 100 mm
12. 120 mm

Surfaces:
01. Brass polished
02. Brass matt blasted/brushed
03. nickel-plated matt blasted/brushed
04. nickel-plated polished
05. antique
06. burnished
07. tin-plated
08. gold-plated
09. chromium-plated polished
10. chromium-plated matt blasted/brushed
11. black
12. white
13. tin 2.0
14. nickel dark polished
15. nickel dark matt blasted/brushed
16. copper

DIN Version:
6. right
7. left

Corners:
0. angular
4. four rounded corners



Brass decorative cabinet lift-off hinge

cranking B / C
for recessed doors

MASSIV MESSING

8 mm roll-Ø
1,7 mm leaf thickness

Consisted of brass profile material
· milled and drilled
· with steel pin
· intermediate ring
· final tip ZK 19 Height: 15 mm
· screws optional in all surfaces available

It is also available in all RAL colors and in PVD coating and with rounded corners (radius 5 mm)

Packaging unit: 10 piece (Low volume deliveries are possible)

Corners: R5

Screws: Screws optionally in all surface colors available
DIN 97 3Ø x 20 mm

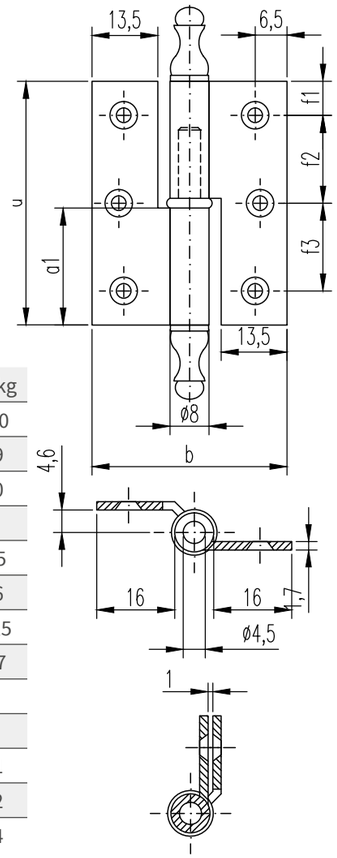

Values in millimeters

capacity with two hinges		10 kg	12 kg	14 kg	16 kg	18 kg	20 kg
hinge length a		40	50	60	80	100	120
flap a1		19	24	29	39	49	59
opened width b		40	40	40	40	40	40
roll-Ø		8	8	8	8	8	8
pin-Ø		4,5	4,5	4,5	4,5	4,5	4,5
leaf width / flap		16	16	16	16	16	16
ridge width		13,5	13,5	13,5	13,5	13,5	13,5
leaf thickness s		1,7	1,7	1,7	1,7	1,7	1,7
number of screw holes		4	6	6	6	6	8
for countersunk wood screws by DIN 97 Ø		3	3	3	3	3	3
	f1	8	7	7	8	10	11
	f2	24	18	23	32	40	32
	f3	-	18	23	32	40	34

Article number

853 | | | | |

Version:
8 mm Ø,
cranking B

Lengths:
4. 40 mm
5. 50 mm
6. 60 mm
8. 80 mm
10. 100 mm
12. 120 mm

Surfaces:
01. Brass polished
02. Brass matt blasted/brushed
03. nickel-plated matt blasted/brushed
04. nickel-plated polished
05. antique
06. burnished
07. tin-plated
08. gold-plated
09. chromium-plated polished
10. chromium-plated matt blasted/brushed
11. black
12. white
13. tin 2.0
14. nickel dark polished
15. nickel dark matt blasted/brushed
16. copper

DIN Version:
6. right
7. left

Corners:
0. angular
4. four rounded corners

Brass angled belt
cranking L
for blunt overlay doors

MASSIV MESSING

8 mm roll-Ø
2 mm leaf thickness

Consisted of brass profile material
· milled and drilled
· with steel pin
· cylindrical
· screws optional in all surfaces available

Packaging unit: 10 piece
Low volume deliveries are possible

Screws:
Screws optionally in all surface colors available
DIN 97 3Ø x 20 mm

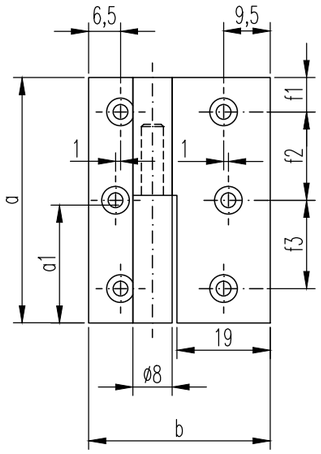

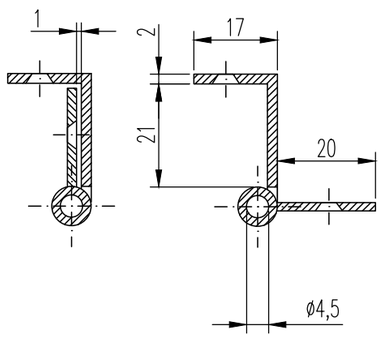

Values in millimeters

capacity with two hinges		12 kg	14 kg	16 kg	18 kg
hinge length a		50	60	80	100
flap a1		25	30	40	50
opened width b		37	37	37	37
roll-Ø		8	8	8	8
pin-Ø		4,5	4,5	4,5	4,5
leaf width from Rolle		17	17	17	17
ridge width		20	20	20	20
leaf thickness s		2	2	2	2
number of screw holes		6	6	6	6
for countersunk wood screws by DIN 97 Ø		3	3	3	3
	f1	7	7	8	10
	f2	18	23	32	40
	f3	18	23	32	40

Article number

87 | | | |

Version:
8 mm Ø,
cranking L

Lengths:
5. 50 mm
6. 60 mm
8. 80 mm
10. 100 mm

Surfaces:
01. Brass polished
02. Brass matt blasted/brushed
03. nickel-plated matt blasted/brushed
04. nickel-plated polished
06. burnished
11. black
13. tin 2.0

different surfaces
upon request

DIN Version:
6. right
7. left

Sewing table hinge

MASSIV MESSING

Consisted of brass profile material
· milled and drilled
· including two solid steel pins and a double joint
· with rounded semicircular leafs
· for mechanical insertion
· screws optional in all surfaces available

Packaging unit: 10 piece
Low volume deliveries are possible

Screws:
Screws optionally in all surface colors available
DIN 97 3Ø x 20 mm

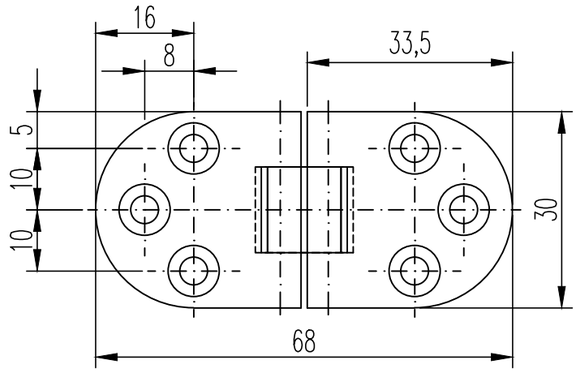

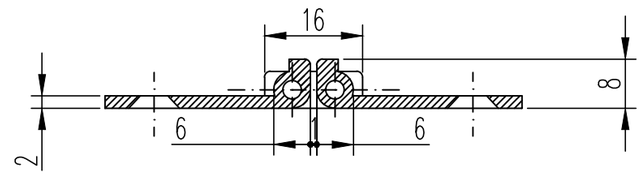

Article number

68 | | | |

Version:
Sewing table hinge

Surfaces:
01. Brass polished
04. nickel-plated polished
09. chromium-plated polished

different surfaces
upon request



Messing-Lappenband

cranking DI for unscrewing
to attach rebated furniture doors

MASSIV MESSING

8 mm roll-Ø

Consisted of brass profile material
· milled and drilled
· with steel pin
· intermediate ring
· final tip ZK 19 Height: 15 mm
· screws optional in all surfaces available

Packaging unit: 10 piece
Low volume deliveries are possible

Screws:
Screws optionally in all surface colors available
DIN 97 3Ø x 20 mm

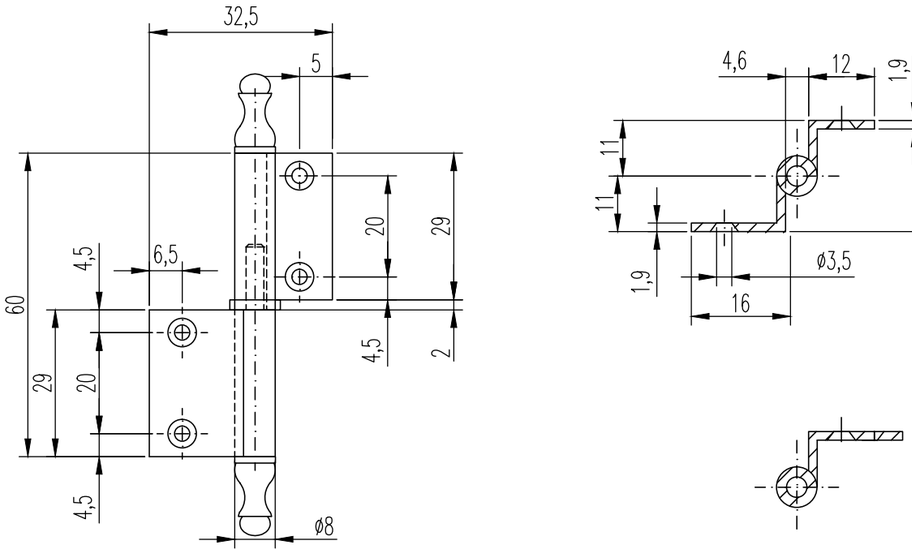

Article number

540			
Version:	Lengths:	Surfaces:	DIN Version:
8 mm Ø	6. 60 mm, 12 kg capacity 8. 80 mm, 14 kg capacity	01. Brass polished 02. Brass matt brushed 05. antique different surfaces upon request	6. right 7. left

Door and flap hinges

to screw on recessed and crankinged
doors or flaps

MASSIV MESSING

8 mm roll-Ø

Consisted of brass profile material
· milled and drilled
· intermediate rings available
· screws optional in all surfaces available

Packaging unit: 10 piece
Low volume deliveries are possible

Screws:
Screws optionally in all surface colors available
DIN 97 3Ø x 20 mm

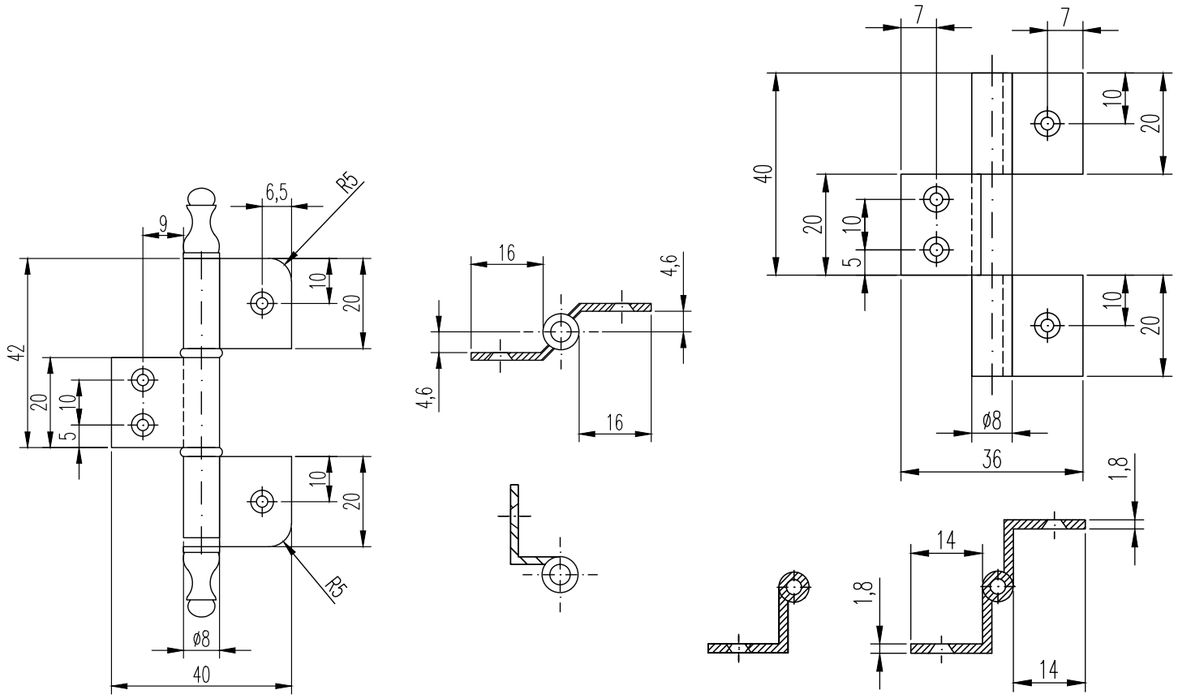

Article number

Version:	Lengths:	Surfaces:
7. 8 mm Ø, cranking B 8. 8 mm Ø, cranked	6. 60 mm, 12 kg capacity	01. Brass polished 02. Brass matt blasted/brushed 03. nickel-plated matt blasted/brushed 04. nickel-plated polished different surfaces upon request

Messing-Fitschenband
for rebated doors

MASSIV MESSING

8 mm and 10 mm roll-Ø
shifted leaves

Consisted of brass profile material
· milled and drilled
· with steel pin
· perforated or unperforated
· intermediate ring and final tip ZK 19 or cylindrical
· screws optional in all surfaces available

Available final tip
Nr. 1 | 3

Packaging unit: 10 piece
Low volume deliveries are possible

Final tip:

1. cylindrical

3. ZK 19
8 mm Ø h: 15 mm
10 mm Ø h: 20 mm

Article number

30				
Version:	Lengths:	Surfaces:	Final tip:	DIN Version:
8 mm Ø	80. 80 mm, 8 kg capacity 10. 100 mm, 10 kg capacity 12. 120 mm, 12 kg capacity	00. raw 01. Brass polished 02. Brass matt blasted/brushed 03. nickel-plated matt blasted/brushed 04. nickel-plated polished 05. antique 06. burnished 07. tin-plated 08. gold-plated 09. chromium-plated polished 10. chromium-plated matt blasted/brushed	1. cylindrical 3. ZK 19	6. right 7. left

Article number

60				
Version:	Lengths:	Surfaces:	Final tip:	DIN Version:
10 mm Ø	80. 80 mm, 10 kg capacity 10. 100 mm, 12 kg capacity 12. 120 mm, 14 kg capacity	00. raw 01. Brass polished 02. Brass matt blasted/brushed 03. nickel-plated matt blasted/brushed 04. nickel-plated polished 05. antique 06. burnished 07. tin-plated 08. gold-plated 09. chromium-plated polished 10. chromium-plated matt blasted/brushed	1. cylindrical 3. ZK 19	6. right 7. left

Drilling pattern for easier assembly not necessarily specified.

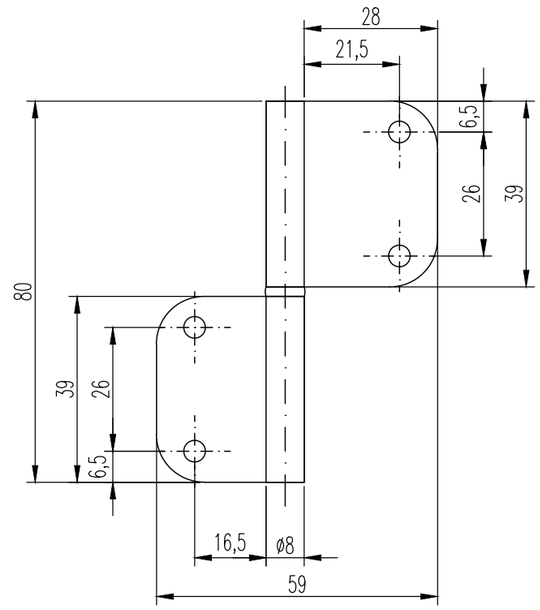

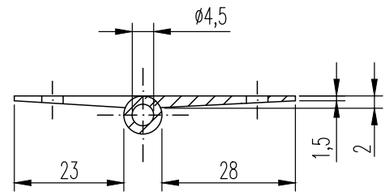

Drilling pattern for easier assembly not necessarily specified.

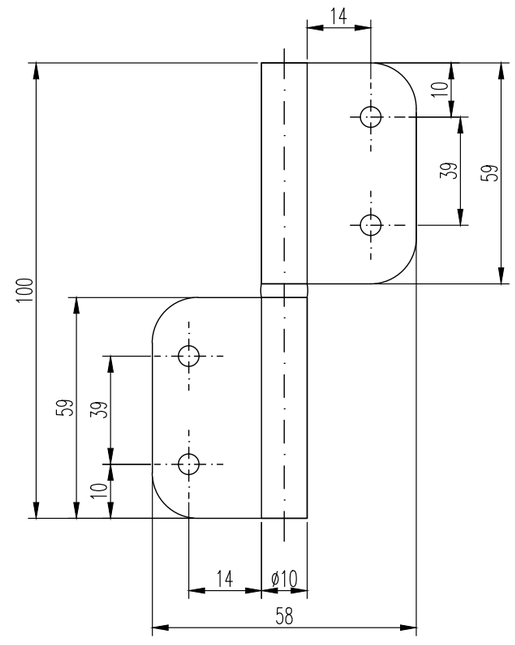

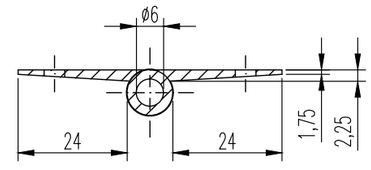

Messing-Fensterbänder Nr. 040
for rebated doors

MASSIV MESSING

leaf width from roll:
flap 24 mm
door leaf width 29 mm

Consisted of brass profile material
· milled and drilled
· with steel pin
· with shifted leaves
· with brass intermediate ring
· perforated or unperforated

· screws optional in all surfaces available

Available final tips
Nr. 1 | 2 | 6 | 9

Packaging unit: 10 piece
Low volume deliveries are possible

Drilling pattern for easier assembly not necessarily specified.

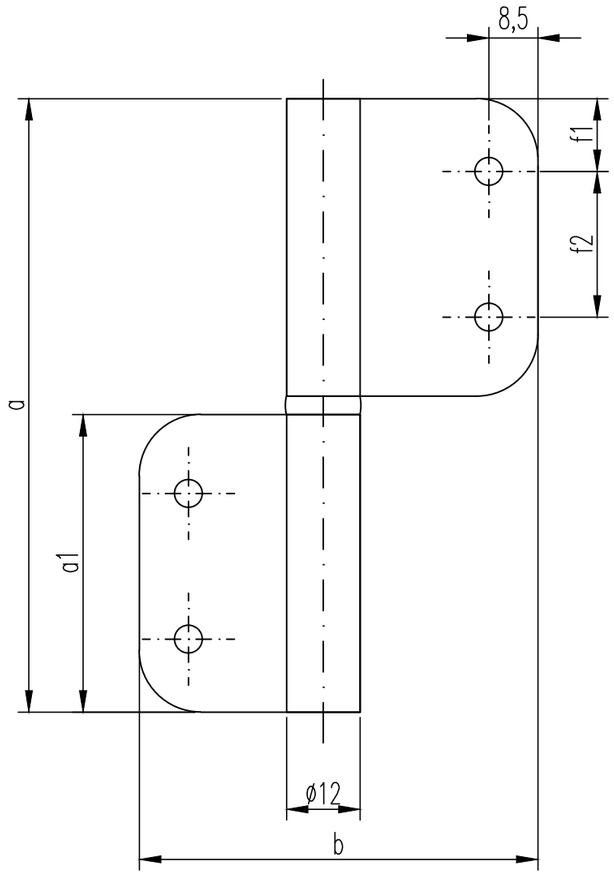

Final tip:

1. cylindrical | 2. ZK 9a h: 8 mm | 6. ZK W h: 36 mm | 9. ZK D h: 12 mm

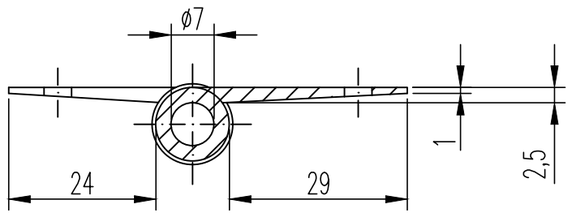

Article number

40				
Version:	Lengths:	Surfaces:	Final tip:	DIN Version:
12 mm Ø	8. 80 mm, 15 kg capacity 1. 100 mm, 18 kg capacity 12. 120 mm, 22 kg capacity 14. 140 mm, 25 kg capacity	00. raw 01. Brass polished 02. Brass matt blasted/brushed 03. nickel-plated matt blasted/brushed 04. nickel-plated polished 05. antique 06. burnished 07. tin-plated 08. gold-plated 09. chromium-plated polished 10. chromium-plated matt blasted/brushed	1. cylindrical 2. ZK 9a 6. ZK B 9. ZK D	6. right 7. left



Brass mortise hinge for rebated doors
Nr. 050

MASSIV
MESSING

14 mm roll-Ø
with 2 shifted leaves

leaf width from roll:
flap 38 mm
door leaf width 38 mm

Consisted of brass profile material
· milled and drilled
· with steel pin
· with intermediate ring

· screws optional in all surfaces available

Available final tips
Nr. 1 | 3 | 4

Packaging unit: 10 piece
Low volume deliveries are possible

Drilling pattern for easier assembly not necessarily specified.

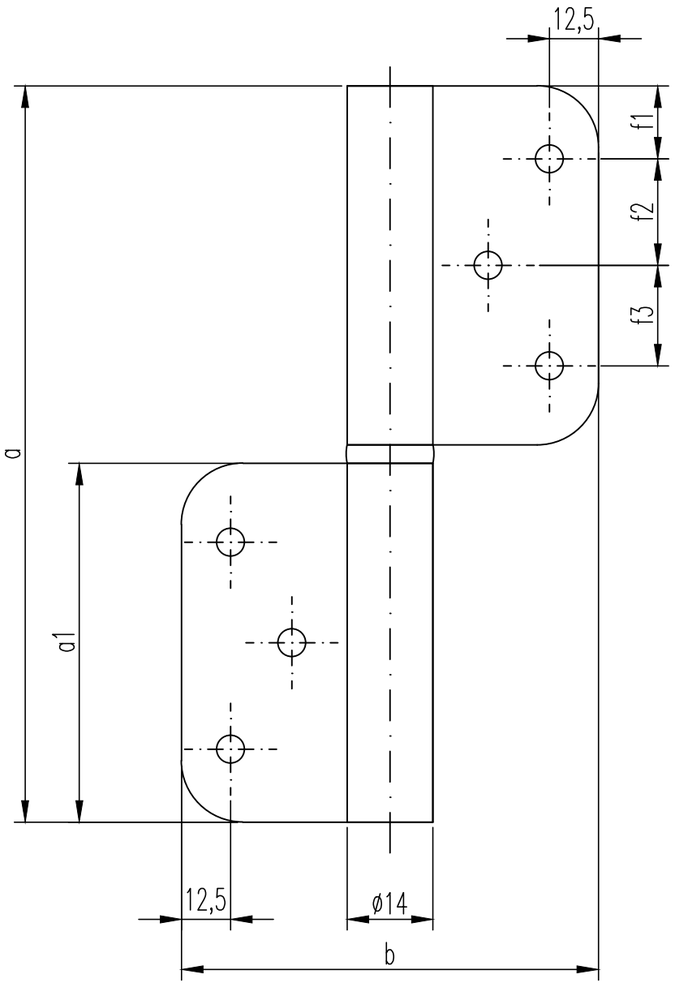

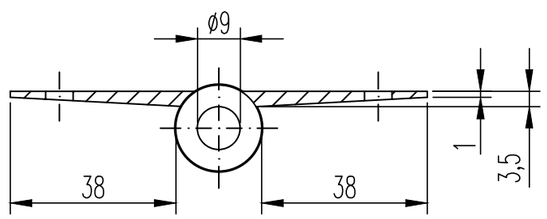

Final tip:

1. cylindrical | 3. ZK 19 h: 31 mm | 4. ZK 9 h: 5 mm

Article number

50				
Version:	Lengths:	Surfaces:	Final tip:	DIN Version:
14 mm Ø	10. 100 mm, 20 kg capacity 12. 120 mm, 30 kg capacity 14. 140 mm, 40 kg capacity 16. 160 mm, 50 kg capacity	00. raw 01. Brass polished 02. Brass matt blasted/brushed 03. nickel-plated matt blasted/brushed 04. nickel-plated polished 05. antique 06. burnished 07. tin-plated 08. gold-plated 09. chromium-plated polished 10. chromium-plated matt blasted/brushed	1. cylindrical 2. ZK 9a 3. ZK 19 4. ZK 9 6. ZK B 8. ZK E	6. right 7. left

Solid brass hinges Nr. 507-100

Consisted of brass profile material
· milled and drilled
· with fixed brass pin or stainless steel pin

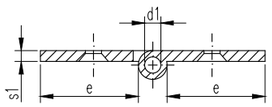

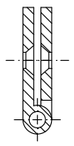

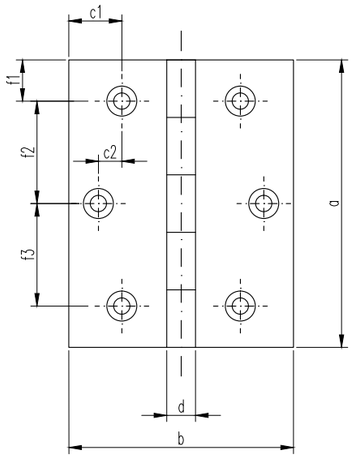

Article number

3

Lengths:

0. 20 x 16 mm
1. 20 x 20 mm
3. 30 x 20 mm
4. 40 x 20 mm

5. 30 x 30 mm
6. 40 x 30 mm
7. 50 x 30 mm

24. 40 x 35 mm
26. 60 x 35 mm

8. 40 x 40 mm
9. 50 x 40 mm
10. 60 x 40 mm
35. 70 x 40 mm

11. 50 x 50 mm
12. 60 x 50 mm
22. 70 x 50 mm
13. 80 x 50 mm

21. 50 x 60 mm
27. 60 x 60 mm
28. 70 x 60 mm
14. 80 x 60 mm
37. 100 x 60 mm

30. 60 x 80 mm
16. 80 x 80 mm
41. 90 x 80 mm
18. 100 x 80 mm

52. 90 x 90 mm

20. 40 x 100 mm
32. 50 x 100 mm
33. 80 x 100 mm
15. 100 x 100 mm

Surfaces:

1. Brass finished
3. Brass polished
5. nickel-plated polished
6. nickel-plated matt
7. chromium-plated polished
8. chromium-plated matt
9. burnished

different surfaces
upon request

Values in millimeters

a xb	d	d1	c1	c2	e	f1	f2	f3	f4	s1	Number of screw holes	for countersunk wood screws
20x16	4	2	3,5	-	6	4	12	-	-	1,5	4	2,5
20x20	4	2	3,5	-	8	4	12	-	-	1,5	4	2,5
30x20	4	2	3,5	-	8	7	16	-	-	1,5	4	2,5
40x20	5	2	3,5	-	8	8	24	-	-	2	4	2,5
30x30	5	3	6	-	12,5	7	16	-	-	2	4	2,5
40x30	5	3	6	-	12,5	8	24	-	-	2	4	2,5
50x30	5	3	6	2	12,5	9	16	16	-	2	6	2,5
40x35	5	3	8,5	-	15	8	24	-	-	2	4	3
60x35	5	3	8,5	2,5	15	6	24	24	-	2	6	3
40x40	5,5	3	8,5	-	17,25	8	24	-	-	2	4	3
50x40	5,5	3	8,5	2,5	17,25	9	16	16	-	2	6	3
60x40	5,5	3	8,5	2,5	17,25	6	24	24	-	2	6	3
70x40	5,5	3	8,5	-	-	-	-	-	-	2	6	3
50x50	6,5	3,5	13	-	22,5	9	16	16	-	2,5	6	3
60x50	6,5	3,5	13	7,5	22,5	6	24	24	-	2,5	6	3
70x50	6,5	3,5	13	7,5	22,5	10	25	25	-	2,5	6	3
80x50	6,5	3,5	13	7,5	22,5	8	32	32	-	2,5	6	3
50x60	7	4	16	-	27	9	16	16	-	3	6	3
60x60	7	4	16	10	27	6	24	24	-	3	6	3
70x60	7	4	13,5	10	27	10	25	25	-	3	6	3
80x60	7	4	16	10	27	8	32	32	-	3	6	3
100x60	7	4	16	10	27	-	-	-	-	3	8	3
60x80	8	4	26,5	17,5	36	10	20	20	-	3	6	4,5
80x80	8	4	26,5	17,5	36	14,5	17	17	17	3	8	4,5
90x80	8	4	-	-	-	-	-	-	-	3	8	4,5
100x80	8	4	26,5	17,5	36	14	24	24	24	3	8	4,5
90x90	7	4	-	-	41,5	-	-	-	-	3	8	4,5
40x100	7	4	31	17,5	46	10	20	10	-	3	6	4,5
50x100	7	4	-	-	-	-	-	-	-	3	6	4,5
80x100	7	4	31	17,5	46	14,5	17	17	17	3	8	4,5
100x100	7	4	31	17,5	46	14	14	24	24	3	8	4,5

With different screw hole sizes upon request.



Brass door lift-off hinges

33,0 mm leaf width
3,0 mm leaf thickness

Consisted of brass profile material
· with fixed pin
· with intermediate ring

Available final tips
Nr. 1 | 2 | 6 | 9

Brass window hinge

12 mm roll-Ø
3,0 mm leaf thickness

Consisted of brass profile material
· milled and drilled
· with brass pin
· with intermediate ring

Available final tips
Nr. 1 | 2 | 6 | 9

MASSIV
MESSING

Corners:

Screws:

Screws optionally in all surface colors available

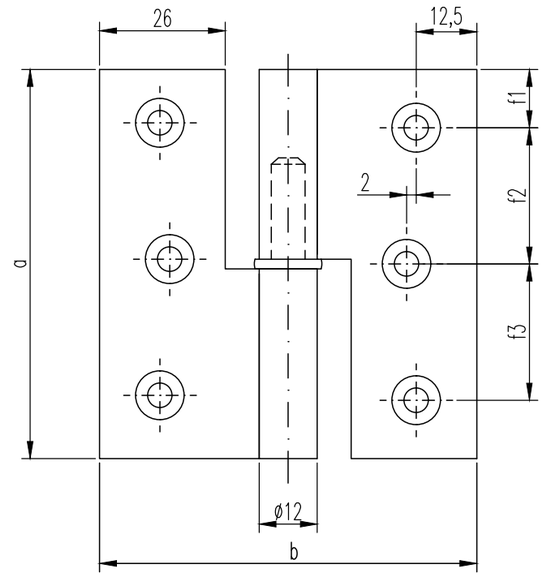

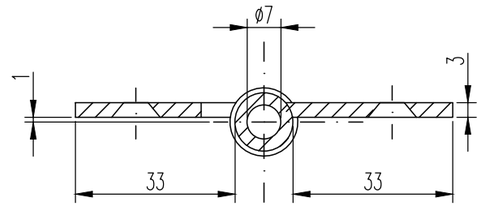

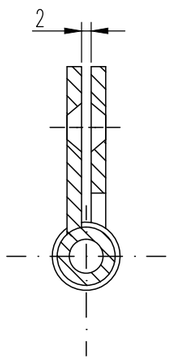

Final tip:

1. cylindrical

2. ZK 9a
h: 8 mm

6. ZK W
h: 36 mm

9. ZK D
h: 12 mm

Article number

Lengths:	Surfaces:	Final tip:	DIN Version:	Corners:
011. 80 mm	01. Brass polished	1. cylindrical	6. right	0. angular
031. 100 mm	02. Brass matt blasted or brushed	2. ZK 9a	7. left	4. four rounded corners
081. 120 mm		6. ZK W		6. six rounded corners
	different surfaces upon request	9. ZK D		

Values in millimeters

capacity	with two hinges	15 kg	20 kg	25 kg
hinge length	a	80	100	120
flap	a1	39	49	59
opened width	b	78	78	78
roll-Ø		12	12	12
pin-Ø		7	7	7
leaf width from roll		33	33	33
ridge width		26	26	26
leaf thickness		3	3	3
number of screw holes		6	6	8
for countersunk wood screws by DIN 97 Ø		4,5	4,5	4,5
	f1	12	11,5	15
	f2	28	38,5	30
	f3	28	38,5	30
	f4	-	-	30



Stainless steel
for blunt doors

12 mm roll-Ø
2,5 mm leaf thickness

- rolled version
- with fixed pin
- with intermediate ring
- intermediate ring and cylinder head also in V 4 A available
- screws optional in all surfaces available

Corners:



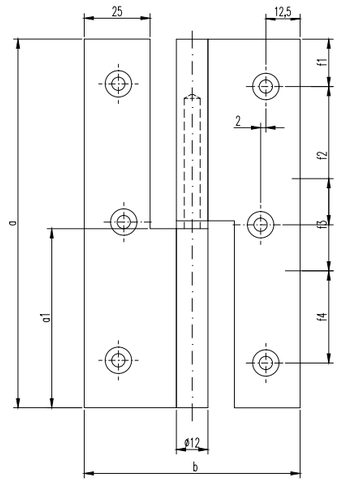

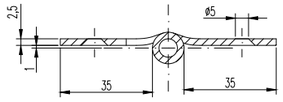

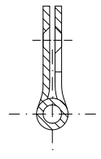

Values in millimeters

capacity with two hinges		30 kg	40 kg
hinge length a		80	100
flap a1		38,5	48,5
opened width b		82	82
roll-Ø		12	12
pin-Ø		7	7
leaf width from roll		35	35
ridge width		25	25
leaf thickness		2,5	2,5
number of screw holes		6	6
for countersunk wood screws by DIN 97 Ø		4,5	4,5
	f1	10	12,5
	f2	30	38
	f3	30	38

Article number

12				
Version:	Lengths:	Surfaces:	DIN Version:	Corners:
12 mm Ø straight	08. 80 mm 10. 100 mm	01. grinded and brushed 02. blasted	6. right 7. left	0. angular 6. six rounded corners

Stainless steel
for blunt doors

16 mm roll-Ø
from 3,0 mm leaf thickness

- rolled Version
- with fixed pin
- with intermediate ring and cylinder head also in V 4 A available
- screws optional in all surfaces available

Corners:



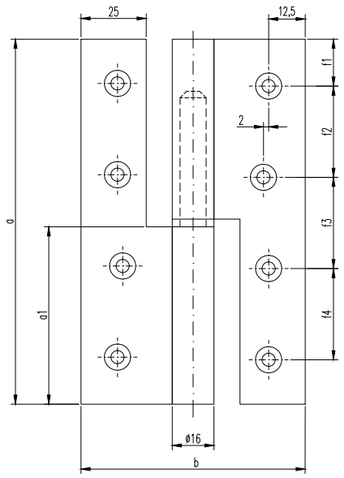

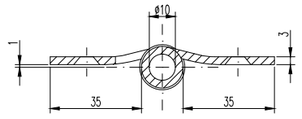

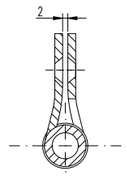

Values in millimeters

capacity with two hinges		50 kg	60 kg	80 kg	100 kg
hinge length a		100	120	140	160
flap a1		48,5	58,5	68,5	78,5
opened width b		86	86	86	86
roll-Ø		16	16	16	16
pin-Ø		10	10	10	10
leaf width from roll		35	35	35	35
ridge width		25	25	25	25
leaf thickness		3,0	3,0	3,0	3,0
number of screw holes		6	8	8	8
for countersunk wood screws by DIN 97 Ø		4,5	4,5	4,5	4,5
	f1	11,5	14,5	17,5	17,5
	f2	38,5	30	35	41
	f3	38,5	30	35	43

Article number

100				
Version:	Lengths:	Surfaces:	DIN Version:	Corners:
16 mm Ø straight	1. 100 mm 2. 120 mm 3. 140 mm 4. 160 mm	01. grinded and brushed 02. blasted	6. right 7. left	0. angular 6. six rounded corners

Stainless steel
for rebated doors

12 mm roll-Ø
2,5 mm leaf thickness

- rolled version
- with fixed pin
- with intermediate ring
- intermediate ring and cylinder head also in V 4 A available
- screws optional in all surfaces available

Corners:



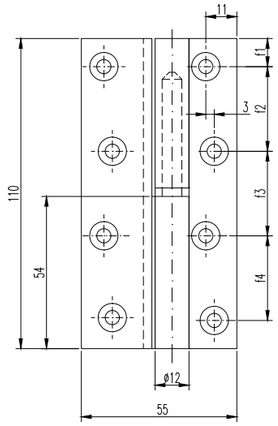

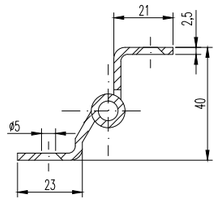

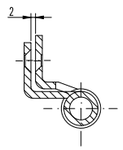

Values in millimeters

capacity with two hinges		40 kg
hinge length a		100
flap a1		68,5
opened width b		55
roll-Ø		12
pin-Ø		7
leaf width/ flap		23
outer post for door leaf width		21
leaf thickness		2,5
number of screw holes		8
for countersunk wood screws by DIN 97 Ø		5
	f1	10
	f2	30
	f3	30
	f4	30

Article number

12				
Version:	Lengths:	Surfaces:	DIN Version:	Corners:
12 mm Ø cranking D 13	1. 100 mm	01. grinded and brushed 02. blasted	6. right 7. left	0. angular 4. four rounded corners

Stainless steel
for blunt doors

16 mm roll-Ø
from 3,0 mm leaf thickness

- rolled version
- with fixed pin
- with intermediate ring and cylinder head
- intermediate ring and cylinder head also in V 4 A available
- screws optional in all surfaces available

Corners:



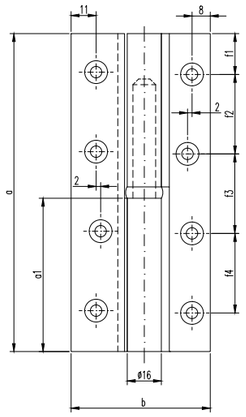

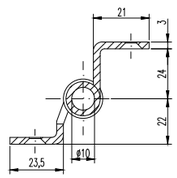

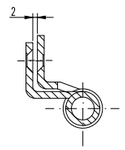

Values in millimeters

capacity with two hinges		50 kg	60 kg	80 kg	100 kg
hinge length a		100	120	140	160
flap a1		48,5	58,5	68,5	78,5
opened width b		59,5	59,5	59,5	59,5
roll-Ø		16	16	16	16
pin-Ø		10	10	10	10
leaf width / flap		23,5	23,5	23,5	23,5
outer post for door leaf width		21	21	21	21
leaf thickness		3	3	3	3
number of screw holes		6	8	8	8
for countersunk wood screws by DIN 97 Ø		4,5	4,5	4,5	4,5
	f1	11,5	14,5	17,5	17,5
	f2	38,5	30	35	41
	f3	38,5	30	35	43
	f4	-	30	35	41

Article number

101				
Version:	Lengths:	Surfaces:	DIN Version:	Corners:
16 mm Ø straight	1. 100 mm 2. 120 mm 3. 140 mm 4. 160 mm	01. grinded and brushed 02. blasted	6. right 7. left	0. angular 4. four rounded corners



KS-Hinge
Brass door lift-off hinge
cranking D13
for rebated doors

15 mm roll-Ø
3 mm leaf thickness

Consisted of brass profile material
· milled and drilled
· with steel pin and ball bearing

Available final tips
Nr. 1 | 2 | 3 | 4 | 5 | 6 | 8 | 9

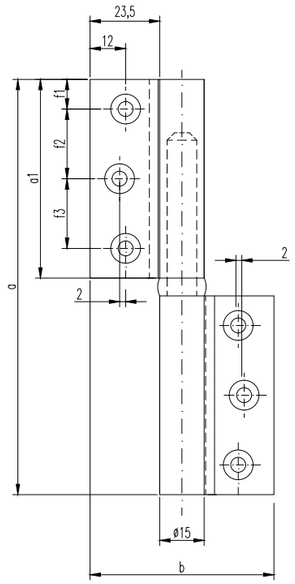

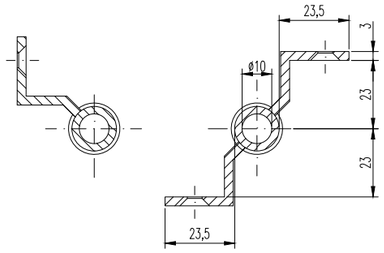

Final tip:

1. cylindrical | 2. ZK 9a h: 11 mm | 3. ZK 19 h: 31 mm | 4. ZK 9 h: 5 mm | 5. ZK A h: 28 mm | 6. ZK B h: 37 mm | 8. ZK E h: 23 mm | 9. ZK D h: 13 mm

Article number

1	4			
Version:	Lengths:	Surfaces:	Final tip:	DIN Version:
15 mm Ø 23,5 mm leaf width 3 mm leaf thickness	4. 140 mm	01. Brass polished 02. Brass matt blasted or brushed 03. nickel-plated matt blasted or brushed 04. nickel-plated polished 05. antique 06. burnished 07. tin-plated 08. gold-plated 09. chromium-plated polished 10. chromium-plated matt blasted or brushed 11. black 12. white 13. tin 2.0 14. nickel dark polished 15. nickel dark matt blasted or brushed 16. copper	1. cylindrical 2. ZK 9a 3. ZK 19 4. ZK 9 5. ZK A 6. ZK B 8. ZK E 9. ZK D	6. right 7. left

Surfaces

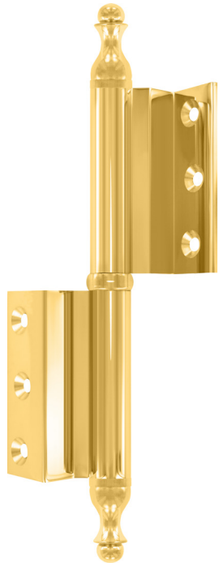

01 | Brass polished



02 | Brass matt
blasted/brushed



03 | nickel-plated matt
blasted/brushed

04 | nickel-plated polished



05 | antique

06 | burnished

07 | tin-plated

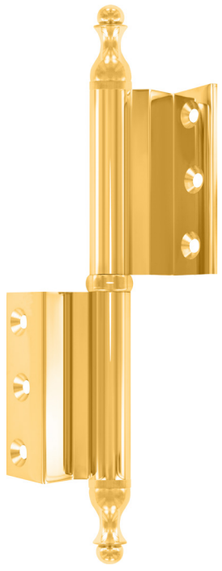

08 | gold-plated

More surfaces >

Surfaces



09 | chromium-plated polished



10 | chromium-plated matt
blasted/brushed

11 | black

12 | white

13 | tin 2.0

14 | nickel dark polished

15 | nickel dark matt
blasted/brushed



16 | copper

Bi-Color can also be manufactured in the colours of your door handle set.

nickel dark polished
chromium-plated polished



Stainless steel finish
chromium-plated polished

tin 2.0
nickel-plated polished



nickel dark brushed
Brass polished

QUALITY
DOWN TO THE LAST
DETAIL

Each of our tapes undergoes a rigorous testing before it goes out to our customers. Only when the surface and shine are perfect, the tapes are carefully packed and sent to the customer. We achieve this quality only through the best material quality, high quality requirements and our very strict controls.

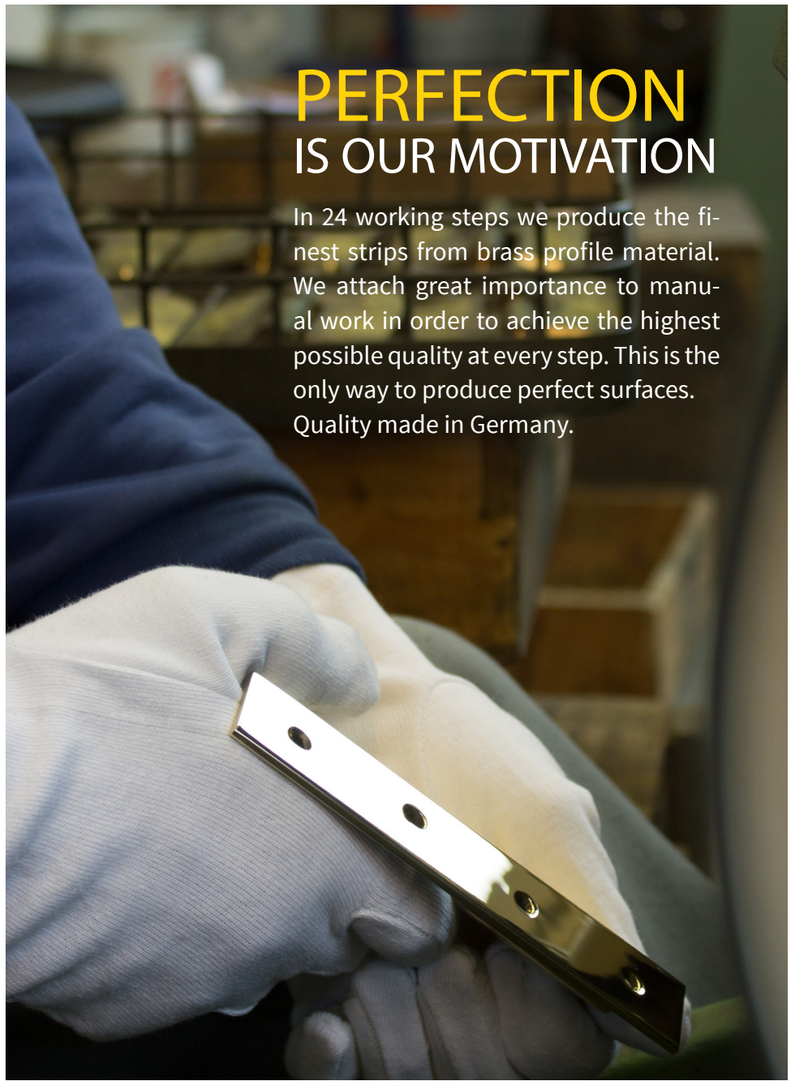

PERFECTION
IS OUR MOTIVATION

In 24 working steps we produce the finest strips from brass profile material. We attach great importance to manual work in order to achieve the highest possible quality at every step. This is the only way to produce perfect surfaces. Quality made in Germany.

100 PERCENT
MADE IN
GERMANY

NOBLE&EXCLUSIVE

A special door and a special house deserve an equally special door hinge. So we refine your hinge according to your wishes. Whether gold-plated or in your very own color. Together with the individually selected decorative buttons, the selectable colours and finishes, it is possible to put together your very own hinge.

Whether elegant or modern in trendy colours. Combinations of different materials of decorative buttons and hinges are also possible. So your style can also be continued on the hinges.

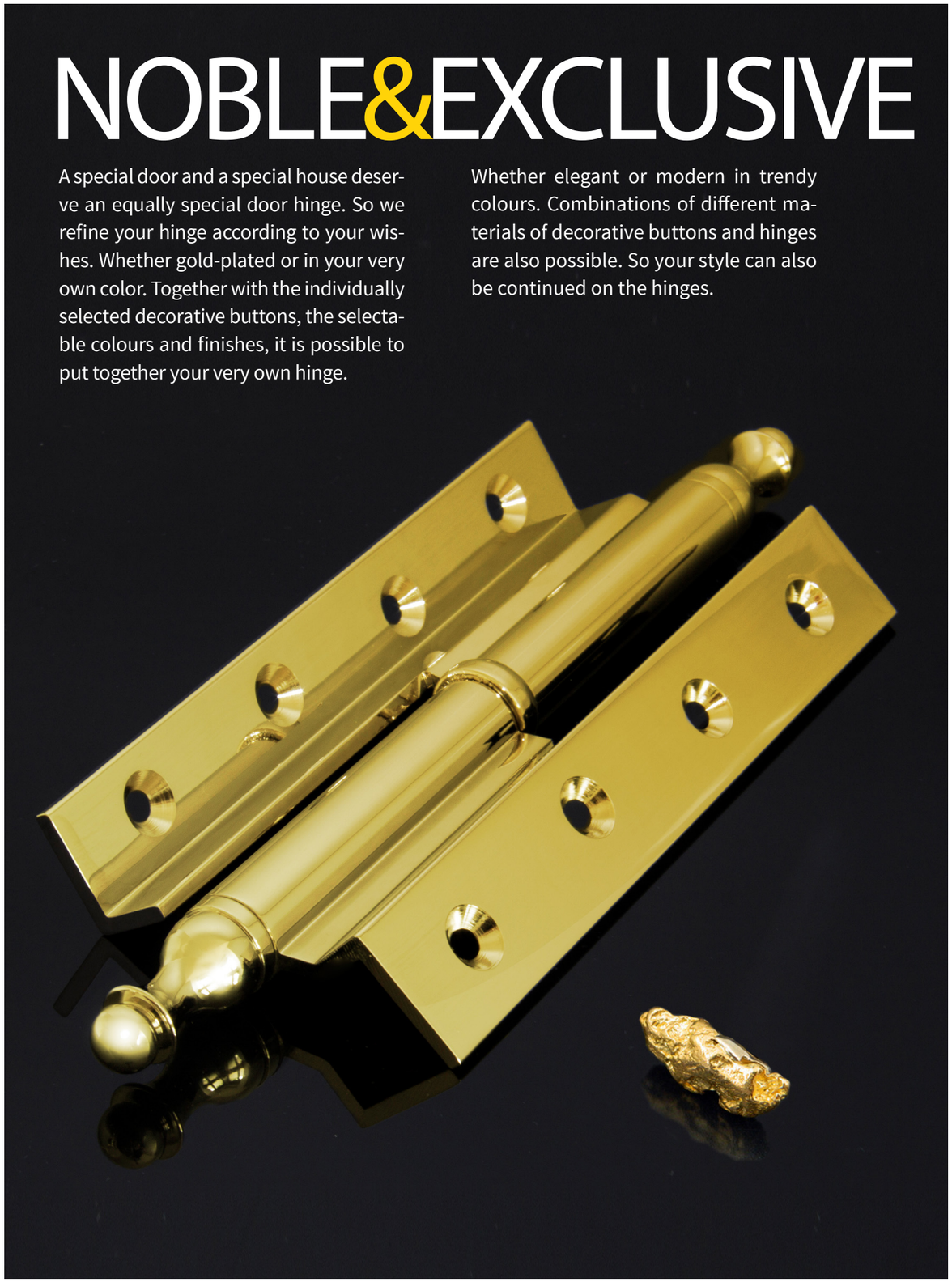

Friedhelm Schumacher OHG
Zeppelinstraße 11
47638 Straelen

Mail: info@friedhelm-schumacher.de
Tel.: +49 2834 943 891
Fax: +49 2834 944 653
Internet: www.friedhelm-schumacher.de

Made in Germany

Quality products by Made in Germany